




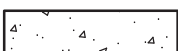


ABBREVIATIONS/SYMBOLS

A.C.	ASPHALT CONCRETE
ADA	AMERICANS WITH DISABILITIES ACT
BC	BEGINNING OF CURVE
CF	CURB FACE
EC	END OF CURVE
EJ	EXPANSION JOINT
EX.	EXISTING
GB	GRADE BREAK
LBMC	LAGUNA BEACH MUNICIPAL CODE
MAX.	MAXIMUM
MIN.	MINIMUM
P.C.C	PORTLAND CEMENT CONCRETE
PROP.	PROPOSED
R/W	RIGHT-OF-WAY
SSPWC	STANDARD PLANS FOR PUBLIC WORKS CONSTRUCTION
STD.	STANDARD
TYP.	TYPICAL
WPJ	WEAKENED PLANE JOINT
☉	CENTER LINE
ℓ	FLOW LINE
ℙ	PROPERTY LINE

LEGEND

	ASPHALT CONCRETE (EXISTING)
	ASPHALT CONCRETE (PROPOSED)
	CEMENT SLURRY
	EARTH (COMPACTED NATIVE)
	PORTLAND CEMENT CONCRETE (EXISTING)
	PORTLAND CEMENT CONCRETE (PROPOSED)



CITY OF LAGUNA BEACH PUBLIC WORKS DEPARTMENT

REV.	DATE	ABBREVIATIONS AND LEGEND		STANDARD PLAN
		APPROVED BY:	03/29/2022	100
		MARK A. TRESTIK, CITY ENGINEER, R.C.E. 53708	DATE	<u>1</u> OF <u>1</u>