



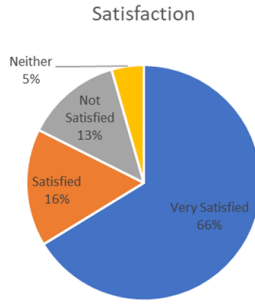
FY 22-23 Activity Report

Community Development Department
Page 1

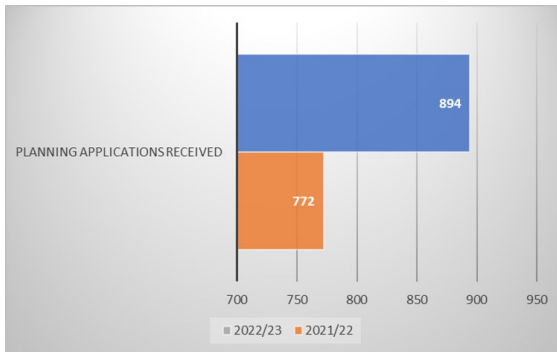
Counter Service

Visitors **15,876 persons**
Average Wait Time **15 mins 27 sec**

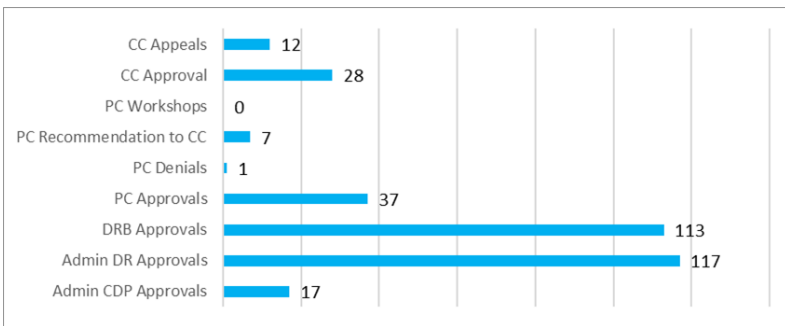
Customer Satisfaction Survey



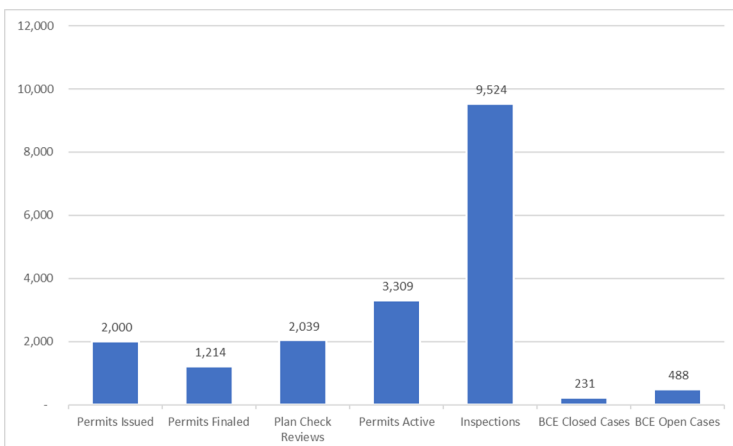
Total applications received during fiscal year comparison



Planning Decisions



Building Division



Community Development Highlights:

- City Council approved Community Development Workplan 2023-2025
- Implemented new Queuing system for the Counter
- Housing Element certified by State Department of Housing and Community Development
- Filled key department positions including Planning Manager
- Department launched its new Economic Development webpage



FY 22-23 Activity Report

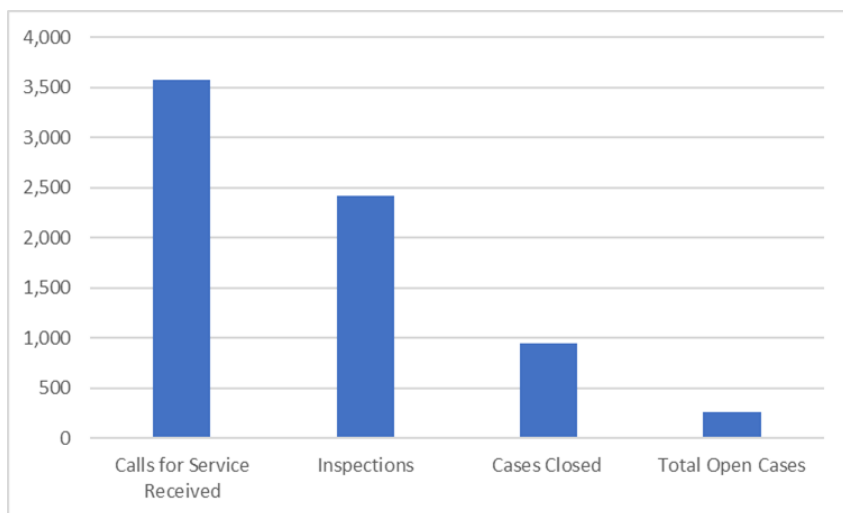
Community Development Department
Page 2

ADU Applications and Timing

Total ADU applications received: 159

Total ADU Building Permits Issued: 92

Code Enforcement Division



Real Property Reports

Applications	322
Completed	322

View Restorations and Trees

