

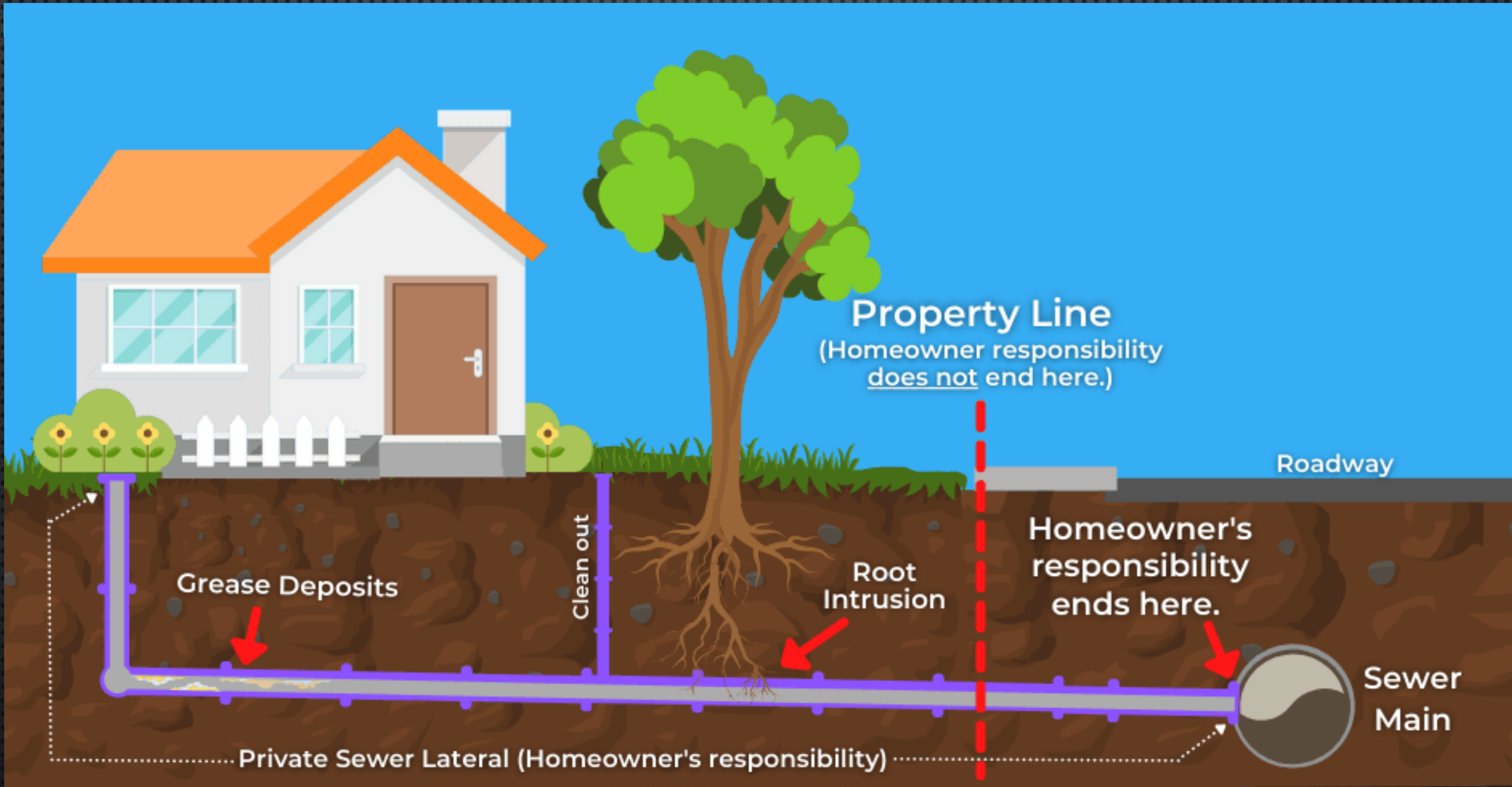


# **The City of Laguna Beach Public Works – Wastewater Division**

---

**PLUMBER WORKSHOP – Private Sewer Lateral Program**

# Homeowners Responsibility



# Homeowners Maintenance Responsibility

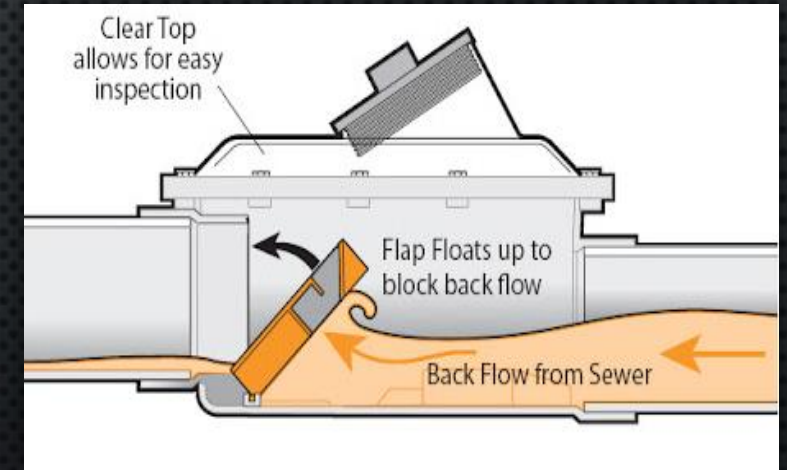
## Root Free



## Crack Free



## Backwater Device



# **When do properties need to go through the program?**

- **After a house has a sewer spill.**
- **A home remodel over \$100k in value**
- **A home remodel that involves a bathroom, kitchen or laundry facility**
- **A home remodel that involves installation of new plumbing fixtures with removal of the P Trap**
- **Change of use of the property**
- **City Inspection identified defect in lateral from mainline inspection**

# Private Lateral Program Process



**1. Inspect lateral and submit inspection report on Forward Lateral**


**2. City reviews inspection report and confirms plumber's assessment**

**3. Make required repairs (if necessary)**

**4. Re-inspect lateral after repairs and submit inspection report on Forward Lateral**



# Sewer Lateral Inspections for Building Permits

- **Bring copy of the confirmation email to Building Counter for Permit issuance.**

 **Public Works & Utilities Department**  
**Private Sewer Lateral**

**Sewer Lateral Inspections for Building Permits**


A City of Laguna Beach Business license is required for any work done in the city. The sewer inspection video and report **must be submitted** by the **Plumber or Contractor** to [www.goforwardlateral.com](http://www.goforwardlateral.com), there is a **\$48 fee** for each submittal. Please watch the "how to video" for detailed instructions on the submittal process.

For **Building Permit issuance**, you must bring a copy of the **confirmation email** to the **Building Counter** stating that the sewer inspection video has been submitted.


**Root Bounty Cash Incentive**

Before hydro-jetting/cutting roots from the resident's private sewer lateral, Plumbers can receive **\$50** by **calling the Plumber's Hotline at (949) 464-6616**. Staff will respond within 30-minutes to catch the roots and ensure that the sewer main remains clear.



**Private Sewer Lateral Program**

The City of Laguna Beach will reimburse 50%, up to a maximum of \$1,600 per residential parcel in the sewer service area, of the homeowners' costs to repair or replace a private sewer lateral.



Funding for this program is limited and reimbursement is on a first come, first serve basis. **ANY WORK COMPLETED PRIOR TO APPROVAL OF THE APPLICATION IS NOT ELIGIBLE FOR THE PROGRAM.**

**How to Apply**

1. Plumber submits sewer inspection video to [www.goforwardlateral.com](http://www.goforwardlateral.com).
2. Fill out the application found on the City's website and return to Public Works.
3. Once the application is approved, repair work may begin.

**Questions?**

For questions regarding sewer lateral video inspection submittals, root bounty cash incentive, or the Private Sewer Lateral Program, please contact Crystal by phone at (949) 497-0342 or email [crystal@lagunabeachcity.net](mailto:crystal@lagunabeachcity.net).

## Root Bounty Cash Incentive

- **Before hydro-jetting/cutting roots, call the Plumber's Hotline (949) 464-6616 and receive \$50 bounty.**

## Private Sewer Lateral Incentive Program

- **Inform residents that they can be reimbursed up to \$1,600 of their cost for sewer lateral repairs.**

# Private Sewer Lateral Incentive

- All owners of residential properties in the City's Sewer Service Area are eligible.
- Parcel is eligible for rebate **ONLY** once.
- Work completed prior to approval **NOT** Eligible.

1. Submit sewer inspection video to Forward Lateral.
2. Fill out the application and submit.
3. Once approved, work may begin.

**Need help paying for your private sewer lateral repairs?**

Apply for the City's Private Sewer Lateral Incentive Program!

**About the Program**  
To assist and encourage homeowners to maintain their sewer lateral, the City of Laguna Beach will reimburse 50% of the homeowners' costs to repair or replace a private sewer lateral, up to \$1,600 per residential parcel.

**Who is Eligible to Apply?**  
The incentive program is available to all owners of residential properties within the City of Laguna Beach Sewer Service Area.

**Program Limitations**  
Funding for this program is limited. Reimbursement is on a first come, first serve basis. Each residential parcel is only eligible for participation in the program once. **ANY WORK COMPLETED PRIOR TO APPROVAL OF THIS APPLICATION IS NOT ELIGIBLE FOR THE PROGRAM.**

**How to Apply? IT'S EASY!**

1. Plumber submits sewer inspection video to [www.goForwardLateral.com](http://www.goForwardLateral.com)
2. Fill out the information below and submit to the Water Quality Department
3. Wait for your approval...**it's that simple!**

Upon approval, you will receive a "Notice to Act" with instructions on how to receive your reimbursement check.

Date:	
Name:	
Property Address:	
Owner's Address (if different from Property Address):	
Assessor's Parcel Number:	
Daytime Phone Number:	
E-Mail Address:	

Submit in person at 479 Ocean Ave or on-line to [WaterQuality@lagunabeachcity.net](mailto:WaterQuality@lagunabeachcity.net)

Public Works & Utilities Department (949) 497-5242

# Incentive Reimbursement Process

- Upload post-repair video and report to Forward Lateral.
- Once approved, customer submits the following:

1. W-9 Form

2. Itemized Invoice

3. Proof of payment (i.e. voided check)

The image displays three documents related to the reimbursement process. The top document is a W-9 form titled "Request for Taxpayer Identification Number and Certification". The middle document is an "Invoice" from "Pinebay Company" with a table of items:

Quantity	Description	Unit	Rate	Amount
1	Work 1		300	300.00
1	Work 2		500	500.00
1	Work 3		1,200	1,200.00
1	ETC		900	900.00

The bottom document is a voided check from "BANK OF AMERICA, N.A." for \$5,000.00, dated June 28, 2009, payable to "ARBORHEAD CREDIT UNION".



# Forward Lateral Registration



ABOUT HOW IT WORKS WHAT WE DO CONTACT [SUBMIT INSPECTION](#)

CLOUD SOFTWARE

## Streamline your private sewer lateral program

CONNECT EVERYONE



Plumber/Inspector



Property Owners



Municipalities



ABOUT HOW IT WORKS WHAT WE DO CONTACT

[SUBMIT INSPECTION](#)

You'll need to [Register an account](#) on Forward Lateral to submit your sewer lateral inspection. To do this, visit: [app.goforwardlateral.com](https://app.goforwardlateral.com) or click the link above.

Property owners and real estate agents do *not* submit inspections on Forward Lateral. Plumbing contractors and CCTV inspectors submit on their behalf.

Feel free to contact us on the "Contact" page if you have any questions.

Forward Lateral is located in Santa Barbara, CA.

Email us! There's real people working here that want to talk with you!

© 2024 Forward Lateral

## Plumbing contractors, CCTV inspectors, create a new account

Already have an account? Then please [sign in](#).

### Who needs an account?

Property owners, real estate agents or people who have hired a plumbing contractor to perform a sewer lateral inspection do not need accounts on Forward Lateral. You will receive an email with your inspection when your plumbing contractor submits your inspection.

Plumbing contractors, please sign up below to start submitting sewer lateral inspections to your clients.

E-mail


Password

Password (again)

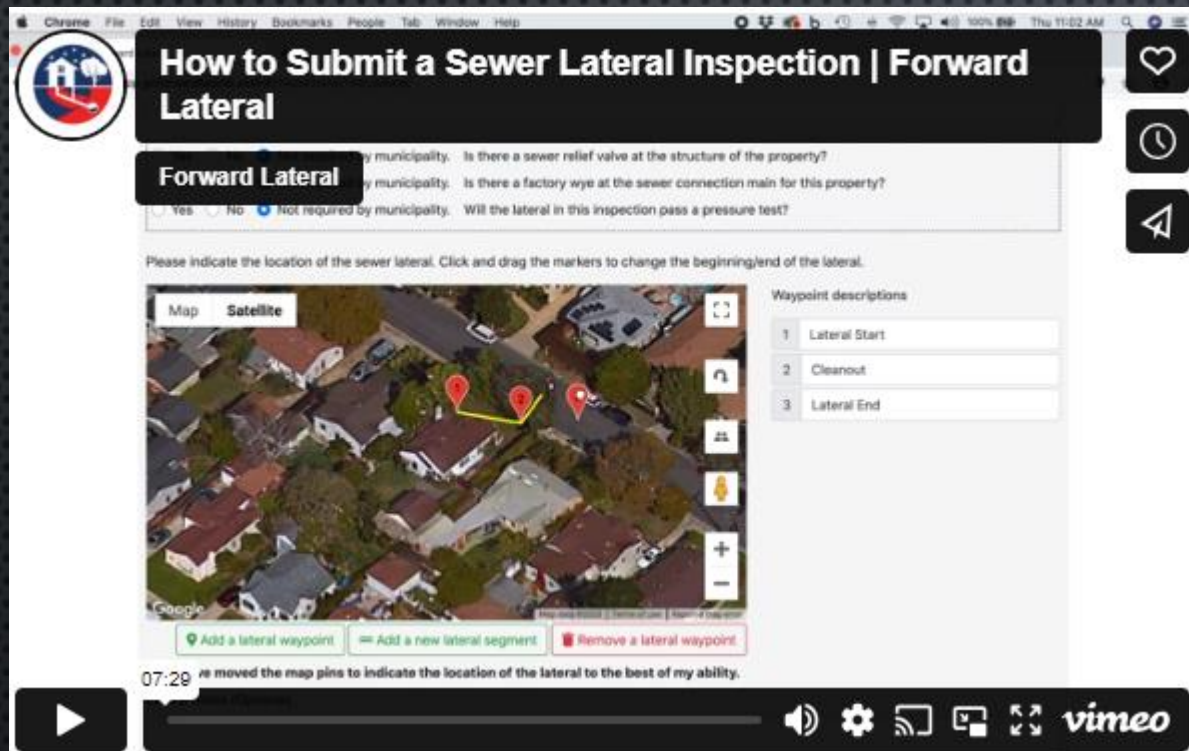
 Remember Me

[Forgot Password?](#)

[Register a new account](#)

 Forward lateral works great on mobile devices.

# How to Submit a Sewer Lateral Inspection



The screenshot displays a video player interface for a tutorial titled "How to Submit a Sewer Lateral Inspection | Forward Lateral". The video content shows a web application with a form for submitting inspection data. The form includes several questions with radio button options:

- Is there a sewer relief valve at the structure of the property? (Yes, No, Not required by municipality)
- Is there a factory wye at the sewer connection main for this property? (Yes, No, Not required by municipality)
- Will the lateral in this inspection pass a pressure test? (Yes, No, Not required by municipality)

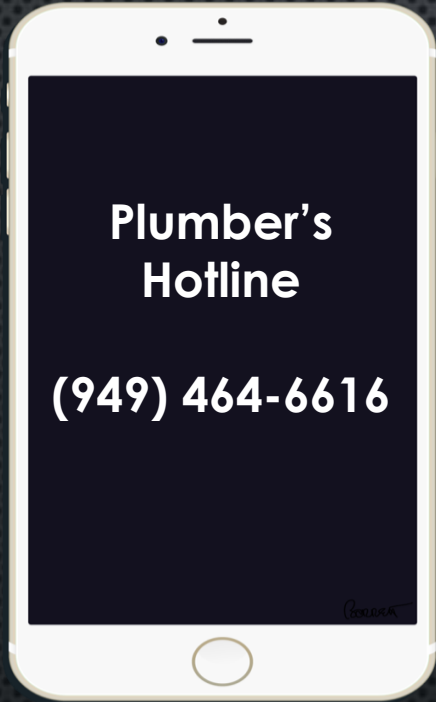
Below the form, there is a map interface with a satellite view. A yellow line on the map indicates the sewer lateral path, with red pins marking the start and end points. To the right of the map is a "Waypoint descriptions" table:

Waypoint descriptions
1 Lateral Start
2 Cleanout
3 Lateral End

At the bottom of the map area, there are three buttons: "Add a lateral waypoint", "Add a new lateral segment", and "Remove a lateral waypoint". A subtitle at the bottom of the video frame reads: "I've moved the map pins to indicate the location of the lateral to the best of my ability." The video player controls at the bottom show a play button, a progress bar at 07:29, and various icons for volume, settings, and sharing, along with the "vimeo" logo.

**Watch the  
online video  
tutorial**

# Plumber Responsibilities When Working on Laterals



**1. Make sure you have a City Business License**

**2. Get a permit from Building Counter**

**3. Check the backwater device**

**4. Call the Plumbers Hotline before pushing roots into the City's main!**



**What should you do if there  
is a spill?**

**CALL THE PLUMBER'S HOTLINE  
IMMEDIATELY!**

**(949) 464-6616**