

**Please be a good neighbor
and check your outdoor lighting.**

If lighting needs improving, here are a few things to do:

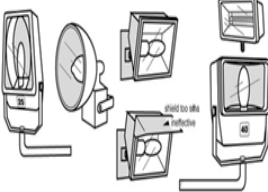
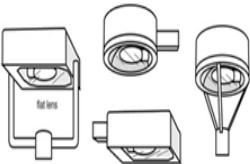
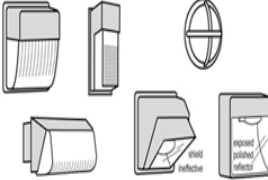
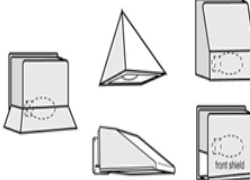
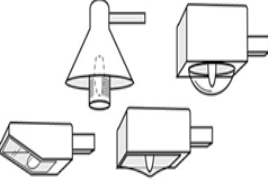
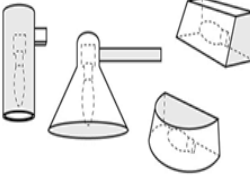
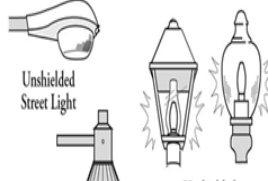


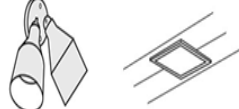
1. Redirect light to the area to be illuminated, and avoid lighting neighboring properties.
2. Add shields to existing fixtures to prevent glare and light spill, or replace with shielded fixtures.
3. Replace existing bulbs with ones having lower lumens, less than 750, and/or lower kelvins, less than 3000.

Goal:

Our goal is to improve nighttime visibility, create a pleasant ambiance, maintain safety, be considerate of others and ensure security in our Laguna Beach neighborhoods.

For additional information contact the
City of Laguna Beach
Community Development Department
505 Forest Avenue
Laguna Beach, California 92651
(949) 497-0712

Or see the City's website at
www.lagunabeachcity.net

UNACCEPTABLE Fixtures that Produce Glare and Light Trespass	ACCEPTABLE Fixtures that Shield the Light Source to Minimize Glare and Light Trespass - Facilitating Better Night Vision
 <p data-bbox="816 461 1016 483">Unshielded or Poorly-shielded Floodlights</p>	 <p data-bbox="1157 461 1262 483">Full Cutoff Fixtures</p>
 <p data-bbox="842 727 995 766">Unshielded Wallpacks & Poorly-shielded Wall Mount Fixtures</p>	 <p data-bbox="1094 740 1318 763">Fully-shielded Wallpack & Wall Mount Fixtures</p>
 <p data-bbox="842 1008 995 1047">Drop-lens & Sag-lens Fixtures with Exposed Bulb/Refractor Lens</p>	 <p data-bbox="1150 1027 1262 1050">Fully-shielded Fixtures</p>
 <p data-bbox="800 1154 856 1193">Unshielded Street Light</p> <p data-bbox="800 1278 898 1317">Unshielded Security Light</p> <p data-bbox="953 1265 1037 1304">Unshielded 'Period' Style Fixtures</p>	 <p data-bbox="1094 1148 1157 1187">Full Cutoff Street Light</p> <p data-bbox="1094 1278 1192 1317">Fully Shielded Security Light</p> <p data-bbox="1234 1278 1333 1317">Fully Shielded 'Period' Style Fixtures</p>
 <p data-bbox="810 1469 890 1508">Unshielded PAR Floodlights</p> <p data-bbox="936 1482 1016 1521">Drop-lens Canopy Fixtures</p>	 <p data-bbox="1083 1469 1199 1508">Shielded/Property Aimed PAR Floodlights</p> <p data-bbox="1234 1469 1314 1508">Flush Mounted Canopy Fixtures</p>



Good Neighbor Lighting in Laguna Beach

**The Laguna Beach
Community Development
Department**

Outdoor Lighting

Considerate outdoor lighting should be the responsibility of all: City government, our business, our institutions, and our residents. By encouraging good practices that direct appropriate lighting where and when it is needed, we will use less energy, save dollars and be good neighbors.

Why are we promoting good outdoor lighting? Good outdoor lighting achieves the following:

- Promotes safety.
- Preserves and enhances neighborhood character.
- Reduces or prevents light from spilling on to neighboring properties.
- Promotes energy conservation.
- Saves money.
- Enhances the night-sky beauty.
- Respects the need for safety and security in our neighborhoods.
- Improves the quality of life for people and wildlife.

What is good outdoor lighting?

Good outdoor lighting improves visibility, safety and security. Good lighting uses shielded fixtures to direct light downward and prevents glare and light spilling into the night sky and onto neighboring properties.

Sensible outdoor lighting principles and practices:

Shield the Light Source— A shielded fixture allows no direct light to be visible above the bottom of the light bulb. All outdoor light fixtures with a light bulb brighter than 750 lumens and/or 3000 kelvin should be shielded. A *lumen* is a measurement of light energy and a *kelvin* is a measurement of the color temperature of a light source.

Prevent Light Trespass— Install light fixtures carefully to illuminate only targeted area and not a neighbor's property. Brighter is not always better. Providing light adequate for the intended task and avoiding over-lighting is the goal.

Direct light downward— Choose full cut-off or fully shielded light fixtures. (See illustrations.) These fixtures prevent emission of direct light from above the base of the light bulb.

Is our outdoor lighting neighborhood friendly?

- Do any lights shine upward or outward into the night sky or onto neighboring properties?
- Are lights fully shielded?
- Is there glare or is the bare bulb visible?
- Do lights cast a dark shadow onto neighboring property or streets?

What to do about problem lighting:

Once our own lighting complies with the ordinance, we may want to discuss the ordinance with a neighbor. Remember, most people are not aware that their light is a nuisance, and many may not realize how easy it is to fix. Offer to help evaluate their exterior lights. Share how lights can be modified to improve the nighttime environment. Try to be helpful and supportive and maintain neighborly relations.

A tool that can be helpful is the International Dark Sky Association's publication called *IDA Practical Guide to Residential Lighting*, available at City Hall or at www.darksky.org. This publication provides common sense lighting information and guidance on how to maintain neighborhood-friendly lighting.

If, after a friendly conversation, a light continues to be a problem, we suggest sending your neighbor a letter suggesting solutions. A sample letter is available at City Hall or on the City's website at www.lagunabeachcity.net. If the light continues to be a problem, we invite you to come to City Hall and discuss the situation with City staff.