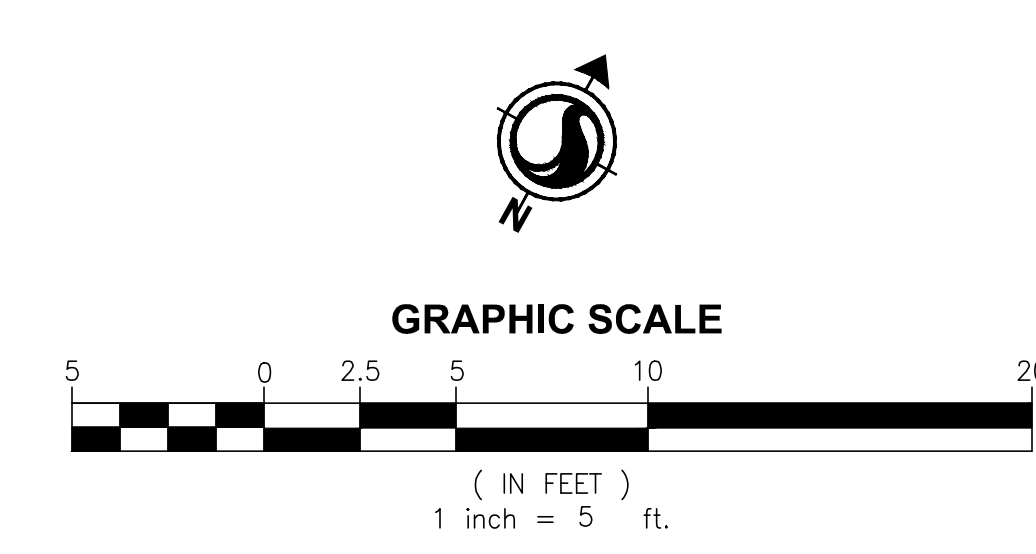


- GENERAL NOTES:**
- RIVER ROCK ON THE UPPER LEVEL EXISTING TOP OF WALL CAP, LOWER LEVEL EXISTING DECORATIVE TRASH ENCLOSURE, AND LOWER LEVEL EXISTING WALL FACE WHERE PROPOSED DECORATIVE TRASH/RECYCLING ENCLOSURES WILL BE CONSTRUCTED SHALL BE REMOVED AND SALVAGED.
 - ALL SALVAGED RIVER ROCK SHALL BE USED TO CONSTRUCT THE PROPOSED DECORATIVE TRASH/RECYCLING ENCLOSURES AND TO REPAIR DECORATIVE RIVER ROCK FACING AS DIRECTED BY THE CITY.
 - ANY ADDITIONAL RIVER ROCK REQUIRED TO CONSTRUCT THE PROPOSED DECORATIVE TRASH/RECYCLING ENCLOSURES OR TO REPAIR DECORATIVE RIVER ROCK FACING SHALL MATCH EXISTING.

PAVEMENT LEGEND:

	LANDSCAPING PER THE CONCEPTUAL PLANTING PLAN
	PORTLAND CEMENT CONCRETE HARDSCAPE
	ASPHALT CONCRETE PAVEMENT
	COLD MILL AND ASPHALT CONCRETE OVERLAY



**CLEO STREET
CIVIL CONCEPT PLAN**
July 17, 2024

Stantec
38 TECHNOLOGY DRIVE, SUITE 200
IRVINE, CA 92618
949.923.6000 stantec.com

07/17/24 03:28:18 PM U:\2024\652100\Drawing\entire\Title\652100-EX7004.rvt

EXISTING PLANTS TO BE USED IN THE NEW PLANTING & TO REMAIN



Aloe barberae / Tree Aloe



Aloe 'Cynthia Giddy' / Cynthia Giddy Aloe



Agave attenuata 'Nova' / Foxtail Agave



Limonium perezii / Statice

PROPOSED PLANTS TO BE USED IN THE NEW PLANTING



Crassula ovata 'Crosby's Dwarf' / Dwarf Jade



Dudleya caespitosa / Sea Lettuce



Eriogonum parvifolium / Cliff Buckwheat



CA Coastal Native Wildflower Mix from S&S Seeds



Arctostaphylos 'Pacific Mist' / Pacific Mist Manzanita

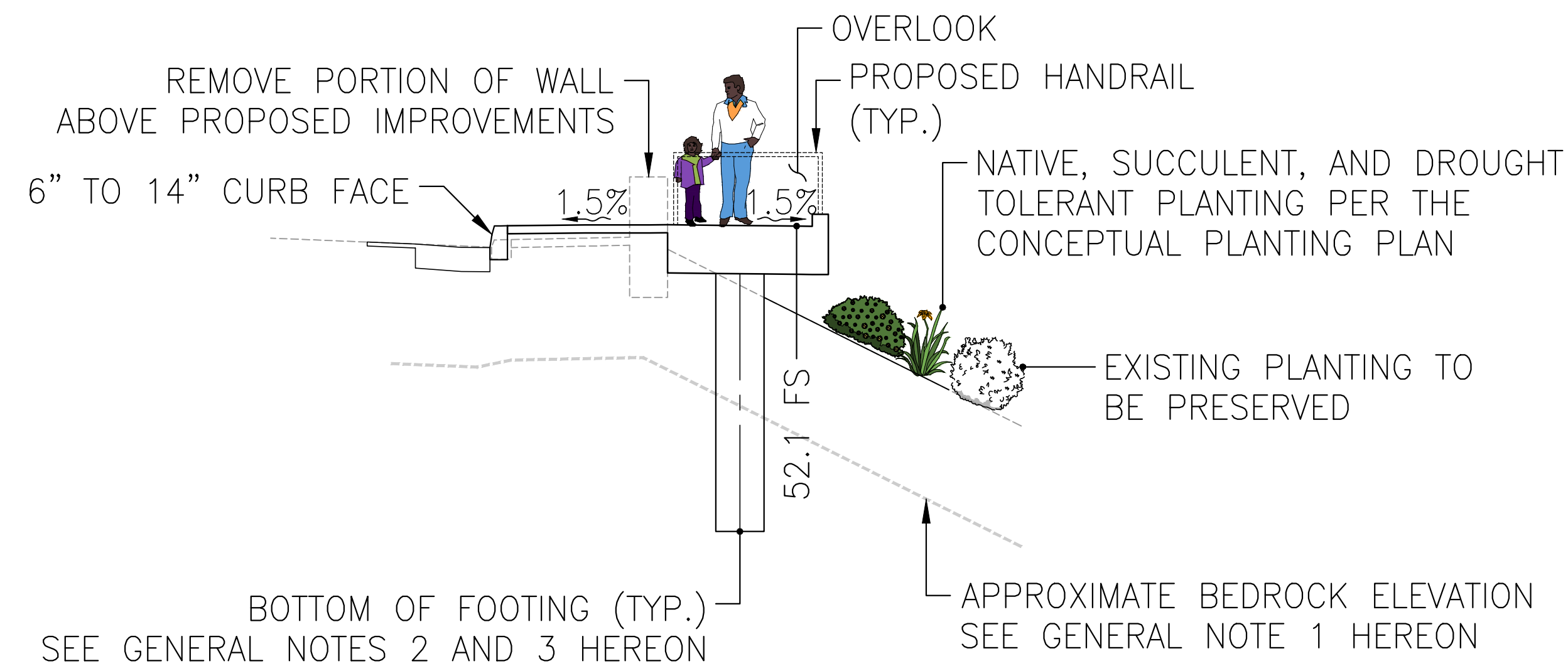


Cistus salviifolius 'Prostratus' / Sageleaf Rockrose

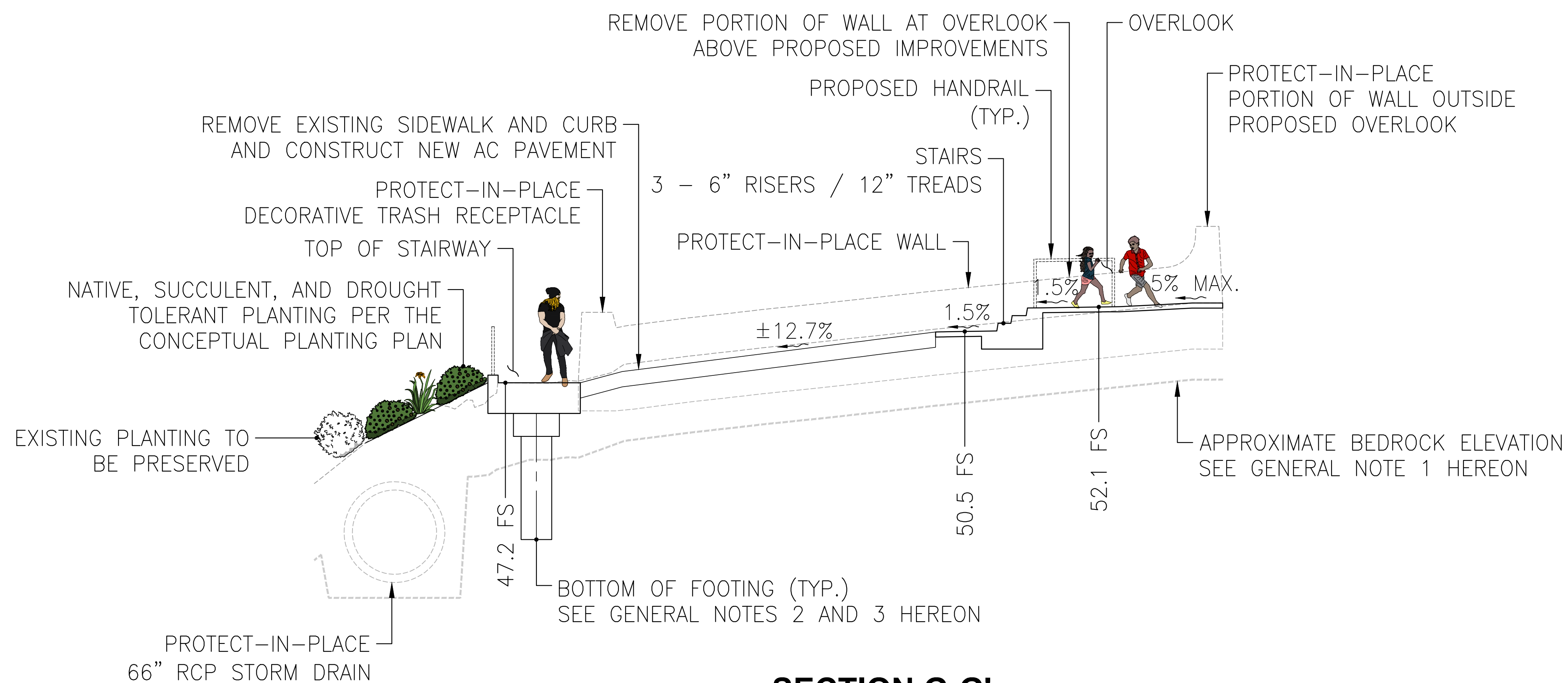
CLEO STREET
PLANTING PALETTE
 July 17, 2024

 **Stantec**
 38 TECHNOLOGY DRIVE, SUITE 200
 IRVINE, CA 92618
 949.923.6000 stantec.com

07/17/24 03:13:14 PM U:\2042652100\Drawing\entire_Lines\62100-LV7002.dwg



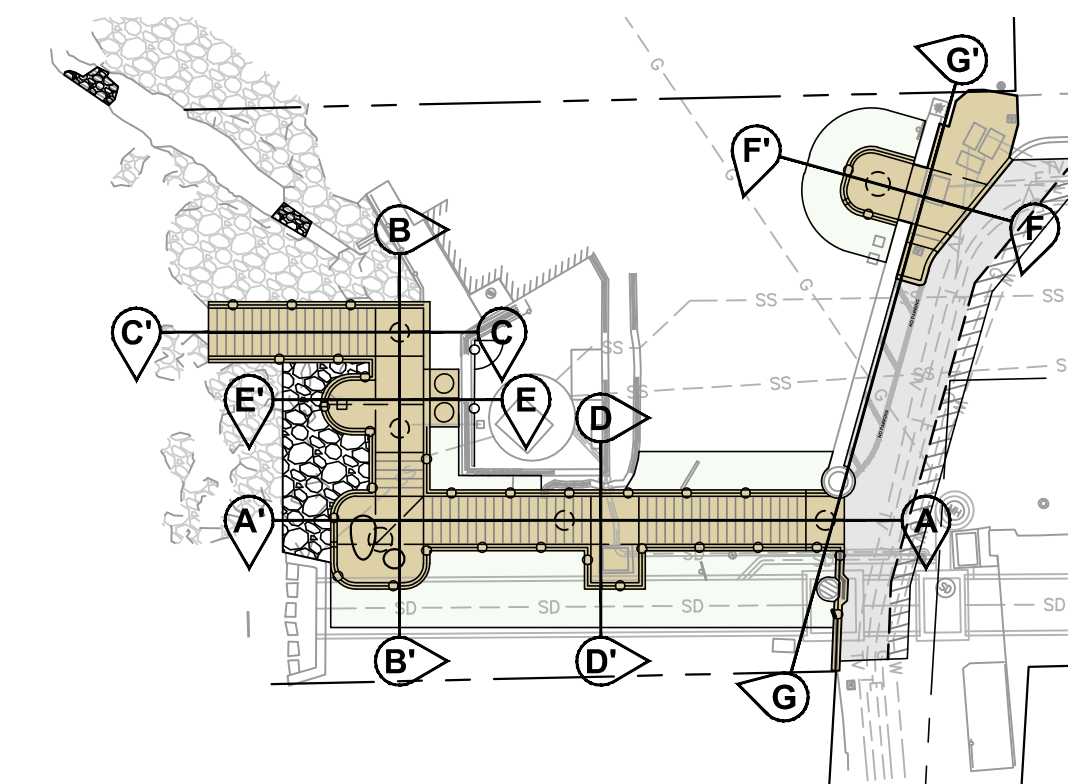
SECTION F-F'
NOT TO SCALE



SECTION G-G'
NOT TO SCALE

GENERAL NOTES:

1. EXISTING BEDROCK DEPTH VARIES 5' TO 7' BELOW EXISTING GROUND. BEDROCK CUT AROUND EXISTING STORM DRAIN PIPE AND DRAINAGE STRUCTURES TO BE CONFIRMED PRIOR TO CONSTRUCTION AND ADJACENT PILE DEPTHS TO BE ADJUSTED ACCORDINGLY.
2. C.I.D.H. PILE SHALL EXTEND 6'± INTO BEDROCK (SHALL BE CONFIRMED DURING FINAL DESIGN).
3. C.I.D.H. PILE DIAMETERS VARY 24" TO 30" (SHALL BE CONFIRMED DURING FINAL DESIGN).



KEY MAP

**CLEO STREET
SECTIONS**
July 17, 2024