City of Laguna Beach
California

Adopted Budget
Fiscal Year 2007-08

Cover Art: "Silver Linings"
Courtesy of Val Carson
South Coast Art Gallery
www.valcarson.com

City of Laguna Beach

ELECTED OFFICIALS

MAYOR	**TONI ISEMAN**
MAYOR PRO TEM	**JANE EGLY**
COUNCILMEMBER	**KELLY BOYD**
COUNCILMEMBER	**CHERYL KINSMAN**
COUNCILMEMBER	**ELIZABETH SCHNEIDER**
CITY CLERK	**MARTHA ANDERSON**
CITY TREASURER	**LAURA PARISI**

Administration

City Manager	Kenneth Frank
Assistant City Manager	John Pietig
Director of Administrative Services	Richard Swanson
Director of Public Works/City Engineer	Steve May
Director of Community Development	John Montgomery
Director of Community Services/ Assistant to The City Manager	Susan Cannan
Director of Water Quality	David Shissler
Chief of Police	Michael Sellers
Fire Chief	Michael Macey
Marine Safety Chief	Mark Klosterman

Budget Preparation Team:

Finance Officer	*Gavin Curran*
Accountant	*Magdalena Lotolc*

Page left blank intentionally

TABLE OF CONTENTS

INTRODUCTION

How to Use This Budget..... i
Modifications to the Proposed Budget..... v
City Manager's Budget Transmittal..... vii

I. CITY-WIDE SUMMARIES

Beginning and Ending Balances - All Funds..... 3
Sources & Uses Of Funds By Department & Fund..... 5
History of Authorized Positions..... 6

II. REVENUES

Revenue Summary-All Funds..... 7
General Fund Analysis..... 10
Revenue Detail-All Funds..... 15
Description of Key Revenue Sources..... 25

III. EXPENDITURES

Introduction 27

Budget Organization Chart 28

General Government 29
City Council..... 33
City Manager..... 34
City Clerk..... 36
City Treasurer..... 38
City Attorney..... 40
Administrative Services Department..... 41
Personnel..... 46
Information Technology Services..... 48
Finance..... 50
Non-Departmental..... 52
Police Department 53
Support Services..... 59
Field Services..... 62
Investigative Services..... 64
Animal Services..... 66
Parking Enforcement..... 68
Fire Department..... 70
Fire Operations 76
Fire Prevention..... 79
Marine Safety Department..... 81
Marine Safety..... 84

TABLE OF CONTENTS

Public Works Department 87
Engineering & Administration 94
Fleet Maintenance 97
Park and Building Maintenance 99
Street Maintenance 102
Solid Waste 104
Transit 106
Parking Facilities Maintenance 108
Street Lighting 110
Water Quality Department 111
Water Quality 117
Wastewater 119
Community Development Department 122
Administration 127
Zoning 129
Building Safety 131
Planning 133
Community Services Department 135
Recreation & Social Services 141
Swimming Pool 144
Community Assistance 146
Cultural Arts Department 147
Arts Commission 152
Business Improvement District 153
Internal Service Funds 155
Insurance 156
Vehicle Replacement 157

IV. APPENDIX: Budget Detail By Fund

All Funds 160
General Fund 162
Parking Authority Fund 164
Wastewater Fund 166
Transit Fund 168

V. CAPITAL IMPROVEMENT PROGRAM

Introduction - Public Works Department 169
Project Summary: FY 2007-08 171
Project Descriptions: FY 2007-08 172
Ten Year Capital Plan: FY 2006-07 through FY 2016-17 189
Capital Improvements Not Included in Ten-Year Plan 201
Introduction - Water Quality Department 205
Project Summary: FY 2007-08 through FY 2016-17 210

INTRODUCTION

"How To Use This Budget"

The Annual Budget for the City of Laguna Beach for fiscal year 2007-08 was adopted by Resolution 07.048 by the City Council on June 19, 2007.

The pages which immediately follow contain a copy of the City Manager's Budget Transmittal that accompanied the Proposed Budget when it was first submitted to the City Council on April 17, 2007. The discussion of issues in the City Manager's Budget Transmittal refers only to the Proposed Budget as submitted at that time.

Subsequent to its submittal on April 17, 2007 and the preparation of this Budget Transmittal, numerous modifications have been made to the Proposed Budget. These modifications are shown on pages v and vi, and they have been incorporated into the body of this budget document within the columns marked "Adopted Budget".

This document is divided into five sections:

1. City-Wide Summaries
2. Revenues
3. Expenditures
4. Appendix (Budget Detail by Fund)
5. Capital Improvement Program

The five sections are preceded by the Exhibit A - Modifications to the Preliminary Budget and the City Manager's Transmittal. If you are not familiar with the City's budget, you may wish to review the section on city-wide summaries first. This will provide you with a broad overview of the City's revenues, expenditures, beginning and ending balances, and it will also assist you in better understanding the issues raised in the Budget Transmittal and modifications to the Proposed Budget.

The following provides a brief description of each of the sections contained in the Adopted Budget.

Section I: City-Wide Summaries

This section provides the broadest overview of the Adopted Budget. The first chart, "Beginning and Ending Balances," shows all of the City's funds and indicates the estimated beginning balances, revenues, transfers, expenditures and ending balances. At the top of this chart are shown the City's operating and capital project funds and at the bottom the City's internal service funds are shown.

Following is a chart entitled "Sources and Uses of Funds - Summary by Department and Fund." Similar to the first chart, this chart also shows the revenues, expenditures and balances for each fund. The difference is that this chart also indicates how *funding is allocated* among the various departmental budgets. A page number is provided next to each department which refers to the pages within this budget document that provide more detailed information regarding that department's budget.

Section II: Revenue Budget

The Revenue Budget begins with a summary of *all* projected revenues shown by major source within each fund.

It is followed by a bar and pie chart analysis of the City's *General Fund* which summarizes various aspects of the *General Fund's* revenues, expenditures and history.

This section concludes with a detailed breakdown and history for each individual revenue source organized by fund and a description of key sources of revenues.

Section III: Expenditure Budget

1. Organization by Department and Division

The expenditure budgets in this document are organized by department and are disaggragated down to the division level. For the most part, all of the expenditure items within each division are funded from a single fund source and that fund is shown at the top right-hand corner of the division budget. In the few cases where a particular expenditure item is funded from a source other than the fund shown at the top of the division budget, a footnote is included indicating the source of funding.

The chart that appears in the introductory section to the Expenditure Section (p. 28) shows all of the City's departments and divisions and how they are organized within the Expenditure Section of this budget. For quick reference this chart contains page references to the individual departments.

2. Internal Service Funds

The City has two internal service funds, one for vehicle replacement and a second one for insurance and benefits. They are both are shown at the end of the Expenditure Budget Section (pp. 155-157). An internal service fund is a revolving fund which is established to isolate the costs of a particular function and then to allocate those costs to the various operating divisions.

Costs for the functions of the internal service funds are allocated to individual operating divisions through the use of an annual rate which is adjusted each year to reflect anticipated costs. For example, the rates for vehicle replacement are based on the specific vehicles assigned to each division and the rates for employee medical insurance are based on the number of employees in each division.

Based on this rate, each division pays to the internal service fund an annual amount which is shown as an expenditure item in each division's budget. This payment becomes the revenue for the internal service fund which in turn directly pays for the goods and services provided, such as new vehicles or medical insurance.

The advantage of establishing rate-based internal service funds is that they provide an accounting mechanism to build up reserves to pay for very expensive items, such as the purchase of a fire truck or the payment of a large insurance claim. This allows the City to spread out the cost for these items over many years. Additionally, a rate-based vehicle replacement internal service fund more accurately assigns the cost of equipment over the period during which the equipment is used.

Section IV: Appendix

This section shows the detailed expenditure budgets for the City's principal funds including the General Fund, the Parking Authority Fund, the Sewer Fund and the Transit Fund. It also shows a summary for all funds combined.

In the Expenditure Section of this budget document, these detailed expenditure budgets are *arrayed by department and division*. In this Appendix Section, the detailed expenditure budgets are *arrayed by fund*.

Section V: Capital Improvement Program

This Section (pp. 169-210) contains a listing of all capital improvement projects budgeted for this year. Additionally, it indicates the source of funding and provides a more detailed description of the scope and location for each project. The amounts budgeted for each project are also included within the expenditure budgets for each of the operating departments that are responsible for managing the projects.

This section also contains the City's Ten Year Capital Improvement Plan which indicates by year the estimated cost and funding source for each project included within the plan.

Page left blank intentionally

EXHIBIT A
MODIFICATIONS TO THE 2007-08
PRELIMINARY BUDGET
AS ADOPTED BY THE CITY COUNCIL ON JUNE 19, 2007

1. Reduce the preliminary budget by $22,800 due to reallocating computers used in the training for the new computer aided dispatch system to various City departments as depicted in Section III of the agenda bill dated June 19, 2007.

2. Augment the budget by $39,700 to account for higher fuel costs for City vehicles.

3. Increase projected receipts from the Transient Occupancy Tax by $100,000 to reflect the most recent estimates.

4. Delete $40,000 in projected revenue from State SB 90 reimbursement due to the Governor excising those funds from the State budget.

5. Increase fees applicable to Building Division Services by $95,000 in anticipation of a 9% rise in rates effective October 1, 2007.

6. Increase the allowance in the Finance Division budget by $20,000 to retain an engineering firm to quantify the value of the City's existing infrastructure to satisfy national accounting standards.

7. Modify the budget to reflect the approval of the City's franchise agreement with Waste Management to delete $100,000 in Contractual Services since a consultant will not be necessary and reduce revenues by the same amount.

8. Allocate $200,000 in the Capital Improvement Fund from the Lifeguard Headquarters supplemental funding to support two small skateboard facilities in City parks.

9. Supplement the Fire Department's budget to contribute the $30,000 local match for a $300,000 Federal grant to replace the self contained breathing apparatus.

10. Allocate $45,000 for additional clean-up in the downtown and other locations.

11. Allocate $45,000 for customer service enhancements.

12. Allocate $45,000 for the abatement of invasive weeds/trail maintenance.

13. Increase revenues by $48,000 to reflect a $2 per car raise in the parking fee for the Act V lot and appropriate $16,000 of that amount for restroom operations.

14. Increase revenues from an air quality grant by $9,000 and appropriate that money to offer free service on the three mainline bus routes during the time the summer trams operate.

MEMORANDUM

DATE: April 27, 2007

TO: City Council

FROM: Kenneth Frank, City Manager

SUBJECT: TRANSMITTAL OF THE 2007-2008 PRELIMINARY BUDGET

The Municipal Code requires the City Manager to submit a proposed budget to the City Council by May 1 of each year. In compliance with that mandate, the preliminary spending plan for fiscal year 2007-2008 is hereby presented. A public workshop and hearing concerning the budget is scheduled for 3:00 p.m. on Tuesday, May 15. A second public forum will be held on Tuesday, June 19; it is anticipated that the Council will adopt the budget at that session.

I. OVERALL CITY FINANCIAL POSTURE

Judging from incoming tax receipts, many businesses in Laguna Beach appear to be reasonably prosperous. Hotels on the average have been increasing revenues at about 4% each year for the last two years. The retail sector appears to be increasing at slightly less – perhaps 3% a year. Construction continues at a frantic pace albeit there are manifestations that permit applications may be waning.

On the other hand, the number of houses and commercial properties which have changed hands has declined substantially. Revenue from transfer taxes and from real property reports has declined over 20%. Fortunately, from informal communications with real estate professionals in the community, it appears that housing prices remain vibrant even though sales are not as robust as they have been the last few years.

Construction costs for public works continue their excruciating spiral although it appears that a flattening of the increase is starting to occur. Unfortunately, with the passage of the State bond issues, there will be additional money chasing too few contractors so inflationary increases must be expected in the future for all of our construction projects.

Another challenge facing the City is the 3% at 50 retirement for police officers which will be effective July 1, 2008. The City's contribution for retirement will increase by over $700,000 per year. There will be retirement increases for Municipal Association members two years later at an annual cost of $450,000. The City will need to absorb these charges within the confines of the existing revenue structure.

II. BALANCING THE PRELIMINARY BUDGET

In order to submit a balanced budget in which revenues equal expenses, several principals were pursued:

- No increases in full time or part time staffing hours were included in the budget except for reserve firefighters which are back to previous levels and two full time Marine Safety Officers which were added mid-year.

- No new programs or services were included in the budget.

- Adjustments in operating costs were held to a minimum.

On the other hand, for the second year in a row, there are reasonable allowances for replacing capital equipment which is not functioning or is outdated. Nonetheless, looking at the departmental budget requests, it is obvious that another $1 million per year could have been allocated in order to finance all of the capital equipment which departments contend would benefit the public. Given the pending police retirement increase on July 1, 2008, I would anticipate that equipment replacement will be painfully less in that fiscal year.

III. GENERAL FUND REVENUE OUTLOOK

Property taxes are the principal revenue source for the City of Laguna Beach. Fortunately, the City has averaged almost 9% each year in the secured tax roll as shown in the following schedule:

Year	Property Taxes	Percent Increase
2006-07 (est.)	$17,175,000	9.6
2005-06	$15,669,499	12.1
2004-05	$13,982,350	13.6
2003-04	12,311,403	10.3
2002-03	11,158,864	8.9
2001-02	10,249,613	11.3
2000-01	9,208,730	9.9
1999-00	8,376,203	12.7
1998-99	7,429,088	7.3
1997-98	6,926,625	7.2
1996-97	6,461,370	6.0
1995-96	6,094,666	0.9
1994-05	6,039,719	

For next fiscal year, the budget assumes an 8% increase in the property tax valuation. This would be the lowest percentage raise in almost ten years. However, our real property report revenue and our new construction taxes have declined dramatically which augers for a more cautious figure. The Orange County Assessor has advised us to use 7% but his preliminary figures tend to be conservative.

One revenue source which will clearly decline is the supplemental property tax. As noted in the following chart, the City has enjoyed revenue of more than $1 million each year from this source – at least for the last two years. But looking at the previous four years, when property sales were more modest, the revenue averages less than $500,000. Therefore, given the clear signs of a

slowdown in real estate sales, which generate the supplemental apportionment, the budget assumes only $700,000 next year from this source.

Supplemental Apportionment

2005-06	$1,146,000
2004-05	$1,074,000
2003-04	$ 570,000
2002-03	500,000
2001-02	429,000
2000-01	381,000

Investment earnings are somewhat unpredictable for next year. Laguna Beach is presently experiencing the highest outgo of expenses in its history. The Bluebird landslide remediation is still underway. The most extensive street resurfacing effort is in progress. Construction has started on the Community/Senior Center and the Corporation Yard construction is continuing. Clearly our cash reserves will be drawn down; on the other hand, interest rates have risen so that investment earnings should be slightly higher than a year ago.

IV. **EXPENDITURE HIGHLIGHTS**

This year, there are not many highlights! General Fund spending is proposed at $43,728,050 which is 7.9% above the current year's spending plan. Most of the additional cost has been allocated to employee salary adjustments, including a full 12 months of the 11% increase granted to the Fire Association last year and 6% this coming year for Municipal Association members. Police negotiations are currently underway, but the budget includes funding for those anticipated adjustments and for management compensation.

The very few substantial variances from the present budget are:

- Marine Safety overtime has been augmented by $45,000 to enhance an after hours, on call program that has been problematic since the reservoir of lifeguards who live in the City has declined.
- Capital spending has been emphasized, especially for the replacement of existing equipment that has deteriorated, such as the emergency generator serving City Hall.
- Costs have been included for the interconnection of outlying facilities to the City's phone system and computer network. The fire stations, new corporation yard, lifeguard headquarters and animal shelter will all be tied into the City's communication network.
- As the City embraces new technology, ongoing costs for that equipment or software are rising, including expenses associated with the new public safety dispatch system, the mobile data terminals in the fire engines, maintenance of fire and marine safety records, police records sharing among County agencies, and seamless interaction with all of the Fire Department dispatch centers in the County.
- A few reclassifications of positions are included in various departments to reflect current job duties and responsibilities.
- An advance of $100,000 is included in the Solid Waste Division to retain a consultant if the City Council decides to solicit new proposals for trash collection.

- The allowance for marine monitoring at Treasure Island has been decreased as that five year mandate is nearing its end; however, the savings must be budgeted for compliance with new Water Board mandates regarding areas of Special Biological Significance (Heisler Park).
- The budget includes a $100,000 allowance is in the Planning Division for an environmental impact report for the revised Land Use Element.
- To implement an online class registration program in Community Services, $30,000 has been set aside for credit card fees and other expenses; class fees should cover most of that cost.
- Six Police Officer positions are reclassified to Police Officer II, which will assist in retaining our most capable staff members. Also, two dispatchers will be reclassified to Senior Dispatcher.

V. GENERAL FUND SUMMARY

General Fund revenues for Fiscal Year 2007-08 are expected to be $43,306,500. As in the previous 15 years, $700,000 is transferred to the General Fund from the Parking Fund. Another $100,000 is transferred into the General Fund from the Grants Fund to reflect an ongoing State grant that pays for portions of two Police Officers.

Expenditures are projected at $43,728,050. The projected ending fund balance on June 30, 2008 is $4,438,561. That amount is approximately $66,000 over the 10% reserve requirements. Hence, the City Council could increase appropriations by about $59,000 and still maintain the mandated reserve.

VI. WHAT'S NOT IN THE BUDGET

As was the case last year, this is the most extensive portion of the budget message. The preliminary budget contains virtually nothing new in the way of programs or services. Many worthwhile endeavors have been suggested by members of the public, Councilmembers and Department Heads; none have been recommended for funding. While not attempting to list all the programs that would be desirable, the following paragraphs attempt to summarize some key suggestions for additional services or reallocations of revenue which have been suggested.

1. Hire a receptionist for the lobby of City Hall ($67,000 per year) – This estimate assumes an experienced, fulltime person at the Senior Clerk level; hiring a less experienced individual would probably cost $45,000 annually. There would be a one time expense of $9,000 for office equipment. No estimate has been made for any walls, doors or partitions that might be necessary to locate a person in the City Hall lobby.

2. Find a permanent revenue source for open space – Last year, the Council adopted the concept that any property tax increase above 8 ½% would be placed in the Open Space Fund. That concept worked well last year because the property tax escalation was almost 10%. It is unlikely that there will be any allocation to the Open Space Fund in 2007-08 given present projections for property tax increases.

3. Reduce the $700,000 annual transfer from the Parking Fund – This amount has been transferred each year since the early 1990's when the State started usurping more than a million dollars a year of property taxes from Laguna Beach. At various times, Councilmembers have emphasized the importance of dedicating parking revenues solely for parking. However, that is not practical unless the Council is willing to pare General Fund spending.

4. Assist South Coast Hospital in meeting the expenses of its emergency room – While Adventist Health has agreed to continue operating South Coast Hospital, there are indications that the medical center is still financially precarious. There have been informal discussions about finding an avenue to assist the hospital with its ongoing expenses to ensure than an emergency room is available in Laguna Beach.

5. Financing for City employee housing – The Council has discussed ways for our City employees to live in Laguna Beach so that they can respond to emergencies after hours. While the Assistant City Manager, several Fire managers and several Sewer Division staff have housing assistance, additional steps are necessary to ensure the provision of key services.

6. Increase the General Fund reserve – A few years ago, the Council set aside an additional $1 million as a contingency reserve in the event of an economic downturn. Because the State abrogated our property taxes to balance its budget, that contingency has evaporated. Then, as we found with the Bluebird landslide, the 10% General Fund reserve is undersized. Most other cities have a much more substantial reserve. On the other hand, there will at least be a new account for emergencies with the Measure A receipts.

7. Additional traffic control in the downtown and along Laguna Canyon Road by Anneliese School – While the Police Department budget has a minor allowance for part-time traffic control personnel at a couple of the downtown intersections, there are other areas where it may be beneficial to have traffic direction.

8. Enhance the cleanliness of streets and sidewalks – Laguna Beach already provides a higher level of service than most cities in the County. During the summer, the streets in the downtown and Coast Highway are swept every day. Most days a sidewalk vacuum cleans the downtown. There is also a high pressure washing of the central business district sidewalks five times per year. Nonetheless, further cleaning of streets and sidewalks would enhance the central business district.

9. Customer Service Enhancements ($100,000 initially) – Under the leadership of the Assistant City Manager, City departments have proposed numerous ideas to augment our level of service to the public. A separate report will be presented at the budget workshop.

10. Additional hours for the Senior Center Coordinator ($15,000) -- At present the City's Senior Coordinator works 30 hours per week. There will be a greater need for staffing as we open the new Community/Senior Center since there will be space for additional activities.

11. Trail maintenance ($10,000) – There is no money committed to maintain the numerous hillside trails within Laguna Beach. While some are encompassed within the County

regional parks, there are pathways within the City limits that are simply not maintained. A modest allowance would ensure that key trails remain usable for pedestrians.

12. Consultant to update disaster plans ($50,000) – Several years ago, the City rewrote its disaster plans utilizing a fulltime, in-house employee. That position is no longer available and the plan should be updated. Rather than hire an ongoing staff person, it would be preferable to retain someone with sufficient expertise and writing skills to provide this service periodically.

13. Consultant to analyze beach stability/tsunami hazards ($75,000)—Several years ago, the Army Corps of Engineers finally completed a somewhat useful study of sand erosion along the Orange County coastline. Technical expertise, which is not available on the City staff, would be needed to take the data in that document and make some sense out of it for our citizens and community leaders. At the same time, questions have occasionally been raised about our community's vulnerability in the event of a tsunami. An oceanographer or coastal engineer should be retained to provide information on both of these subjects.

14. Consultant to prepare hazard mitigation plan ($25,000) – The Federal Emergency Management Agency provides funding through hazard mitigation grants to help communities minimize the likelihood of damage from future disasters. In order to be eligible for those grants – which totaled $55 million in California last year – the City would need to prepare a local hazard mitigation plan. Such a plan would probably cost about $100,000. It appears that Federal funding might be available for 75% of that cost, leaving the City with an expense of $25,000.

15. Convert parking machines to accept credit cards – Effective June 1, the hourly parking fee in the City lots will be $2.00. City staff is modifying the equipment to accept $5 currency as well as dollar bills. In order to accept credit cards – for a maximum purchase of $6 – there would be a one time conversion cost of $35,000. Ongoing, annual expenses would be roughly $40,000 for credit card fees and connections. The staff recommends against allowing credit cards for these minor transactions.

VII. **TRANSIT FUND**

Summer transit routes have expanded in the last few years and ridership has grown dramatically. Additional drivers have been hired in the evenings to ensure that service continues despite State mandated rest breaks for the drivers. In order to continue this level of service, a subsidy exceeding $350,000 from the Parking Fund is necessary.

VIII. **PARKING FUND**

Each year, on the average, the Parking Fund nets about $1.2 million after all expenses and transfers are considered. The amount varies significantly since parking permits are sold once every two years. The budget incorporates the 50 cent per hour increase which the Council has approved for the City owned parking lots. At the end of next fiscal year, there should be about $3 million available in the Parking Fund balance. It is assumed that the Parking Fund will be reserved to help finance the significant parking facility at the Village Entrance project. In fact, the budget assumes that all costs associated with the Village Entrance project – including consultant studies which the Council is considering – will be financed from the balance in the

Parking Fund. As indicated earlier, the Parking Fund continues to contribute $700,000 per year to the General Fund and $350,000 for the bus system.

IX. STREET LIGHTING FUND

The Street Lighting account continues to be adequately funded from the dedicated portion of the property tax. Ongoing revenues exceed operating costs by $700,000 each year. As opportunities arise, funds are allocated from the Street Lighting account for related special projects including the City's share of undergrounding costs. Next year's budget recommends that $350,000 be transferred to the Capital Improvement Fund for all of the lighting associated with the Heisler Park renovation.

X. GAS TAX FUND

Because the gas tax is based on a flat amount per gallon, this revenue source does not even begin to keep pace with inflation. The City will be getting a modest allotment from the recent State bond measure. Also the continuation of the Countywide sales tax for transportation will help finance road maintenance. Nonetheless, in order to stay on the ambitious schedule to complete the resurfacing of every street in the City, it is imperative that the City Council continue to transfer money from the Capital Improvement Fund.

Next year's budget initiates a dramatic acceleration of the Citywide repaving schedule. In 2007-08, $500,000 would be appropriated to design the resurfacing of all streets in the following neighborhoods:

- The area bounded by Anita, Cress, Temple Terrace and Coast Highway.
- The Mystic Hills upper Park Avenue neighborhood.
- Rembrandt, Van Dyke and Diamond/Crestview environs.

All of those streets would be repaved in the second year of the Capital Improvement Program, i.e., Fiscal Year 2008-09 at an estimated cost in excess of $6 million. Then for the next three years, the gas tax and Measure M revenues would be applied to repaying the costs of that extensive street rehabilitation. In the meantime, the City would front the necessary money from reserves in the Insurance Fund, Automotive Replacement Fund, and other accounts where money is held for future expenses. By accelerating the street repaving, the City would reduce its future expenditures for pothole patching which is a costly, ineffective means of maintaining City streets.

In addition to embarking on the accelerated project, next year's budget includes the repaving of streets in the Oriole/Meadowlark and Laguna Canyon Frontage Road/Arroyo neighborhoods.

XI. OPEN SPACE, PARK IN-LIEU, HOUSING IN-LIEU, PARKING IN-LIEU, ART IN-LIEU AND DRAINAGE IN-LIEU FUNDS

Next year's budget recommends the transfer of the balances in the Park In-Lieu and Drainage In-Lieu Funds to the Capital Improvement Fund to finance projects including the replacement of play equipment at Alta Laguna. No other appropriations are recommended at this point for next fiscal year.

XII. CAPITAL IMPROVEMENT FUND

The blue pages near the back of the Preliminary Budget depict the recommended Capital Improvement Program for fiscal year 2007-2008. They also include a Ten-Year Capital Improvement Program based on the following tenets:

- Street repaving continues to be a high priority; transfers from the Capital Improvement Fund to the Gas Tax Fund will be needed each year for the next several years until the City repays its advance for the ambitious street rehabilitation effort described in Paragraph X above. After that, the City should be able to maintain its streets using the available sources in the Gas Tax Fund.

- Any construction at the Village Entrance will be financed from the Parking Fund.

- The renovation and preservation of Heisler Park will cost about $6 million. It will not proceed without significant State financial assistance given the high costs coupled with the fact that the preponderance of users are probably from outside the City. Fortunately, we have already received one State grant and we are virtually certain of receiving a second very substantial grant.

- Storm drain costs will be taking a substantially larger portion of the Capital Improvement Program. We are virtually done with the update of the Storm Drain Master Plan. Next year, the budget proposes an allowance to televise key storm drains to determine their current condition. Those two efforts will lead to a complete reevaluation of our storm drain capital improvement plan by next year's budget discussion. Therefore, it is likely that the long range Capital Improvement Fund will be revised markedly in the 2008-2009 fiscal year.

XIII. SEWER FUND

The ten year Sewer Improvement Program is modified each year. The plan assumes that sewer rates will escalate each year by 3 1/2 % to finance the necessary improvements. However, as indicated on Pages 205-210, even after ten years there will be significant projects which have not been funded, including renovations of the aging sewer pump stations, many of which were built 50 years ago. Once the initial reconstruction of the North Coast Inceptor is completed, we will have a much better understanding of the condition of that conduit. The information learned from the initial project may compel a complete review of the Ten Year Sewer Plan.

XIV. DEBT SERVICE FUND

Servicing the debt on the General Obligation Bonds, which were issued for the acquisition of land in Laguna Canyon, will cost about $1.6 million next year. The property tax override adds less than 4% to the base property tax rate. This special property tax will continue until 2011.

XV. INTERNAL SERVICE FUNDS

The Automotive Replacement Fund provides financing to replace the City's fleet of vehicles as they end their useful lives. Next year's budget calls for replacing about 24 vehicles in the Police, Public Works and Water Quality Departments. All of these vehicles are encompassed in a replacement schedule with lease rates that each department pays to the Automotive Fund.

The Insurance Fund is finally turning the corner. For the first time in a decade, the budget recommends a reduction in the contribution for liability insurance, i.e., from $700,000 per year to $600,000 per year. This reduction is possible since our liability experience has improved dramatically since the rainstorms of 1997-98. Fortunately, to date, there has been no litigation over the Bluebird landslide.

Some modest improvements in workers compensation costs have occurred as a result of changes to State law. Therefore, we are recommending a reduction in our allocation by $250,000, $237,000 of which benefits the General Fund. Unfortunately, health insurance costs continue to rise and we are expecting an increase of approximately 20%. Next year, for the first time, the City will make a contribution to the cost of health insurance coverage for retired City employees at the rate of $1,200 per year per employee. The City has no unfunded liability for health insurance.

XVI. MEASURE A SALES TAX/BLUEBIRD CANYON LANDSLIDE

While the budget shows approximately $2 million a year in revenue from the half-cent sales tax, no expenses are shown. The balance at the end of next fiscal year will approach $4 million. Once all of the FEMA/OES contributions are sorted out – which may take a year – we will recommend that the unreimbursed expenses be charged to Measure A. As a minimum, there will be expenses close to $2 million if all goes reasonably well with FEMA and OES. Unfortunately, we are still waiting for decisions as to the eligibility of some of the costs, so no definitive reconciliation will be possible in the immediate future.

Page left blank intentionally

Section I

City-Wide Summaries

Beginning & Ending Balances…… page 3

Sources & Uses of Funds by Department & Fund page 4

History of Authorized Positions…….. page 6

Page left blank intentionally

Beginning and Ending Balances
Fiscal Year 2007-08

All Funds[1]

	Estimated Beginning Balance July 1, 2007	Estimated Revenues	Transfers In (Out)	Estimated Expenditures	Estimated Ending Balance June 30, 2008
Operating and Capital Project Funds					
General	$4,060,111	$43,361,500	$800,000 [2]	$43,829,950	$4,391,661
Open Space	148,705				148,705
Capital Improvement	84,111	10,685,000	(163,000) [3]	10,140,000	466,111
Parking Authority	2,152,572	3,453,000	(905,650) [4]	1,709,100	2,990,822
Parking in Lieu	22,694				22,694
Park in Lieu	130,630		(130,000)		630
Art in Lieu	143,461				143,461
Drainage	82,104		(82,000)		104
Housing in Lieu	2,640				2,640
Gas Tax	73,231	1,105,000	725,000	1,900,000	3,231
Street Lighting	1,176,235	964,000	(350,000)	250,500	1,539,735
Wastewater	477,798	5,828,600		6,276,100	30,298
Spec. Revenue & Grants [5]	15,873	110,000	(100,000)	13,500	12,373
Disaster Relief	1,600,000	2,100,000			3,700,000
Debt Service	2,153,047	1,750,000		1,622,800	2,280,247
Transit	2,000	1,727,450	205,650	1,933,100	2,000
Total	12,325,212	71,084,550	0	67,675,050	15,734,712
Internal Service Funds					
Insurance	2,242,676	6,723,800		6,371,000	2,595,476
Vehicle Replacement	1,002,356	1,026,000		936,300	1,092,056
Total	$3,245,032	$7,749,800	$0	$7,307,300	$3,687,532

[1] Includes all operating, capital project and internal service funds. Excludes trust and agency, carryover, contingency reserves and special assessment district funds.

[2] Includes transfers in of $700,000 from the Parking Authority Fund, and $100,000 from the Spec Revenue and Grants Fund.

[3] Includes a transfer in of $130,000 from the Park-in-Lieu Fund, $82,000 from the Drainage Fund, $350,000 from the Street Lighting Fund and a transfer out of $725,000 to the Gas tax Fund.

[4] Includes transfers out of $700,000 to the General Fund and $205,650 to the Transit Fund.

[5] Includes Asset Forfeitures, Water Quality Grants, Police Grants, Community Development Block Grants.

Sources & Uses of Funds[1]

All Funds

Revenue Source by Fund

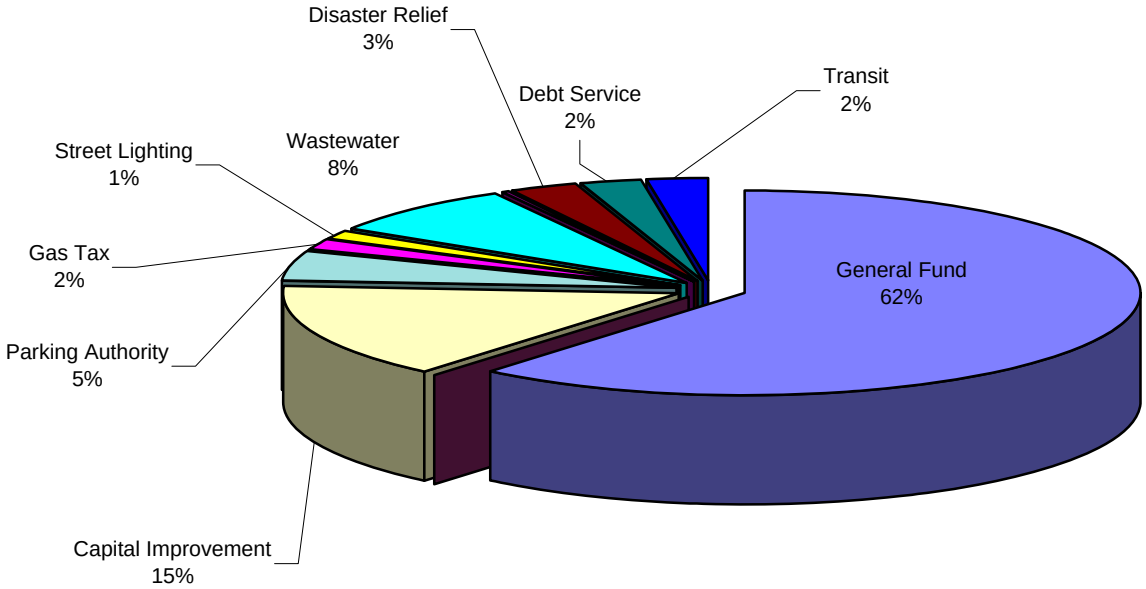

Expenditures By Fund

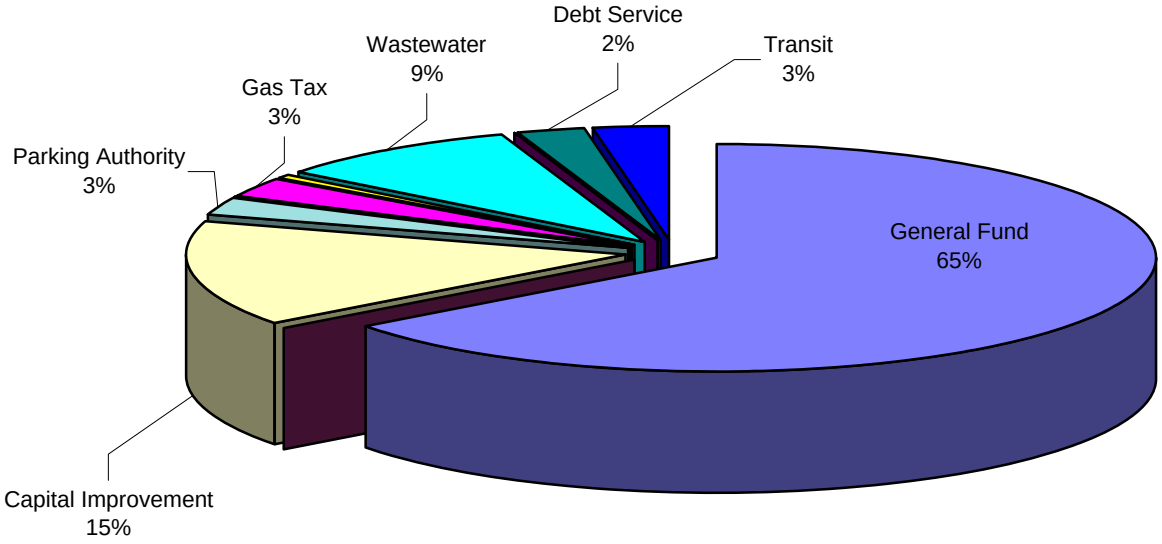

[1] *Includes all operating and capital project funds. Excludes trust and agency, carryover, contingency reserves, and special assessment district funds.*

Sources & Uses of Funds[1]

Summary by Department & Fund

All Funds

	Total Budget (All Funds)	Total Budget Allocated by Fund																Internal Service Funds	
		General Fund	Open Space	Capital Improvement	Parking Authority	Parking In Lieu	Park In Lieu	Art In Lieu	Drainage Fund	Housing In Lieu	Gas Tax	Street Lighting	Wastewater Fund	Spec. Rev. & Grants	Disaster Relief	Debt Service	Transit Fund	Vehicle Repl.	Insurance
SOURCES OF FUNDS																			
BEGINNING BALANCE: July 1, 2007	**12,325,212**	4,060,111	148,705	84,111	2,152,572	22,694	130,630	143,461	82,104	2,640	73,231	1,176,235	477,798	15,873	1,600,000	2,153,047	2,000	1,002,356	2,242,676
Revenues	**71,084,550**	43,361,500	0	10,685,000	3,453,000	0	0	0	0	0	1,105,000	964,000	5,828,600	110,000	2,100,000	1,750,000	1,727,450	1,026,000	6,723,800
Transfers: In/(Out)	**0**	800,000	0	(163,000)	(905,650)	0	(130,000)	0	(82,000)	0	725,000	(350,000)	0	(100,000)	0	0	205,650	0	0
TOTAL SOURCES OF FUNDS	**83,409,762**	48,221,611	148,705	10,606,111	4,699,922	22,694	630	143,461	104	2,640	1,903,231	1,790,235	6,306,398	25,873	3,700,000	3,903,047	1,935,100	2,028,356	8,966,476
USES OF FUNDS																			
City Council (p. 33)	**80,000**	80,000																	
City Manager (p. 34)	**705,050**	705,050																	
City Clerk (p. 36)	**303,250**	303,250																	
City Treasurer (p. 38)	**124,050**	124,050																	
City Attorney (p. 40)	**530,000**	530,000																	
Administrative Services (p. 41)	**3,753,100**	2,130,300														1,622,800			
Police (p. 53)	**12,613,300**	11,824,100			789,200														
Fire (p.70)	**8,906,500**	8,906,500																	
Marine Safety (p. 81)	**2,235,800**	2,235,800																	
Public Works (p. 87)	**24,140,500**	8,997,000		10,140,000	919,900						1,900,000	250,500					1,933,100		
Water Quality (p. 111)	**6,709,900**	433,800											6,276,100						
Community Development (p. 122)	**3,499,600**	3,499,600																	
Community Services (p. 135)	**2,304,900**	2,291,400												13,500					
Cultural Arts (p. 147)	**1,769,100**	1,769,100																	
TOTAL USES OF FUNDS	**67,675,050**	43,829,950	0	10,140,000	1,709,100	0	0	0	0	0	1,900,000	250,500	6,276,100	13,500	0	1,622,800	1,933,100	936,300	6,371,000
ENDING BALANCE: June 30, 2008	**15,734,712**	**4,391,661**	**148,705**	**466,111**	**2,990,822**	**22,694**	**630**	**143,461**	**104**	**2,640**	**3,231**	**1,539,735**	**30,298**	**12,373**	**3,700,000**	**2,280,247**	**2,000**	**1,092,056**	**2,595,476**

NOT APPLICABLE

[1] *Includes all operating, capital project, and internal service funds. Excludes trust and agency, carryover, contingency reserves, and special assessment district funds.*

Population and Assessed Valuation

Population Estimate Year 2006 **24,800**

Assessed Valuation Fiscal Year 2006-07 **$8,284,518,491**

History of Authorized Positions

Fiscal Year	City Clerk	City Manager	City Treas.	Admin. Services	Police	Fire	Marine Safety	Public Works	Water Quality	Comm Devel.	Comm. Service	Cultural Arts	Total
77-78	1	2	1	10	60	31	3	59		17	4		188.00
78-79	1	2	1	10	64.5	31	3	59.3		16	3		190.80
79-80	2	2	1	9	65.5	34	3	53.2		14	2		185.70
80-81	2	2		9	65.5	34	3	53.3		14	3		185.80
81-82	2	2	.5	9	66.5	32	3	53.3		14	3		185.30
82-83	2	2	.5	9	66	35	3	52		14	3.5		187.00
83-84	2	2	.5	9	66	35	3	50		14	3.5		185.00
84-85	2	2	.5	9	66	35	3	50		14.5	4.2		186.20
85-86	2	2	.5	9	66.5	35	3	49		16.6	4.2		187.80
86-87	2	2	.5	9	67.5	35	3	50		16.6	4.2		189.80
87-88	2	2	.5	9	67	34	3	48		17	3.8		186.30
88-89	2	2	.5	9	75	40	3	52		21	3.8		208.30
89-90	2	2	.5	10	77	40	3	53		21	3.8		212.30
90-91	2	2	.5	9	79	43	3	57		22.6	4.75		222.85
91-92	2	2	.5	9	79	43	3	58		22.6	4.8		223.90
92-93	2	2	.5	9	79	40	3	58		21.6	4.8		219.90
93-94	2	2	.5	8.6	77	36	3	56		20.1	4.8		210.00
94-95	2	2	.5	8.6	77	42	3	54		20.1	4.8		214.00
95-96	2	2	.5	8.6	79	43	3	52		19.1	4.75		213.95
96-97	2	2	.5	9	79.5	43	3	49		19.0	4.75		211.75
97-98	2	2	.5	9.4	81	43	3	49		20	5.25		215.18
98-99	2	2	.5	9.5	82	43	3	50		20.2	5.75		217.95
99-00	2	2	.5	9.5	82	43	3	50		21.4	6.75		220.15
00-01	2	2	.5	10.5	84	44	4	55		21.4	6.75		230.15
01-02	2	2	.5	10.5	85	44	4	66		22.6	6.75		243.35
02-03	2	3	.5	11.6	86	44	4	69		23.6	6.75		250.45
03-04	2	3	.625	12	86	41	4	54	15	23.6	6.5	1	248.725
04-05	2	3	.625	12	86	40.75	5	56	15	24	6.5	1	251.875
05-06	2	3	.625	12.4	86	41	5	56	15	24	6.5	1	252.525
06-07	2	3	.625	12.4	86	41	6	56	15	26	6.5	1	255.525
07-08	2	3	.625	12.4	86	41	8	56	15	26	6.5	1	257.525

Section II

Revenues

Revenue Summary.....…….. page 8

General Fund Analysis.....…....…… page 10

All Fund Analysis..... page 14

Revenue Detail.....…… page 15

Description of Key Revenue Sources…..… page 25

Revenue Summary
Fiscal Year 2007-08

All Funds

	Amount	% of Total
General Fund		
Property Tax	21,885,000	
Sales Tax	4,820,000	
Transient Occupancy Tax	4,900,000	
Business License Tax	760,000	
Other Taxes	1,000,000	
Licenses & Permits	1,194,000	
Citations	18,000	
Use of Money & Property	1,439,800	
Revenue from Other Agencies	396,000	
Charges for Current Services	6,711,700	
Reimbursements & Contributions	224,000	
Other Revenue	13,000	
Subtotal General Fund	**43,361,500**	60.8%
Capital Improvement Fund		
Transient Occupancy Tax	3,600,000	
Parking & Other Fines	1,380,000	
Real Property Transfer Tax	450,000	
Building Construction Tax	250,000	
State Grants	5,000,000	
Other Revenue	5,000	
Subtotal Capital Improvement	**10,685,000**	15.0%
Parking Authority Fund		
Parking Lots & Meters	3,341,000	
Parking Permits	100,000	
Other Revenue	12,000	
Subtotal Parking Authority Fund	**3,453,000**	4.9%
Wastewater Fund		
Wastewater Service Charges	5,565,000	
Revenue from Other Agencies	263,600	
Subtotal Wastewater Fund	**5,828,600**	8.2%

Revenue Summary (Con't.)
Fiscal Year 2007-08

All Funds

	Amount	% of Total
Transit Fund		
State Grants	1,019,450	
Bus Fares & Other Bus Income	34,000	
Revenue from Other Agencies	319,000	
Parking Authority Fund Subsidy in Lieu of Tram & Bus Fares	355,000	
Subtotal Transit Fund	**1,727,450**	2.4%
Debt Service Fund	**1,750,000**	2.5%
Disaster Relief Fund	**2,100,000**	3.0%
Gas Tax Fund	**1,105,000**	1.6%
Street Lighting Fund	**964,000**	1.4%
Special Revenue & Grants Fund	**110,000**	0.2%
TOTAL ALL REVENUES	**$71,084,550**	**100%**

General Fund Analysis

As shown on the Revenue Summary, the City relies on the General Fund as its primary source of operating revenues. The following three charts provide an overview of the history, composition and use of General Fund revenues.

The additional charts on succeeding pages provide a history for significant components of the general fund revenue including property tax, sales tax, transient occupancy tax and investment income.

In the bar charts showing revenue histories, an unshaded bar has been added to the far right side of each graph to show the impact of inflation over the period of time covered by the graph. This unshaded bar is labeled "FY 2008 in'02 $'s." The value for this bar is arrived at by applying the inflation rate over the preceding years to the amount of revenue projected for Fiscal Year 2008. For example, in looking at the General Fund Revenue History shown immediately below, revenues have grown over forty eight percent since 2002. But, when measured in dollars that are adjusted for inflation (the unshaded bar), the *purchasing power* of the revenues in 2008 has actually increased by about twenty three percent.

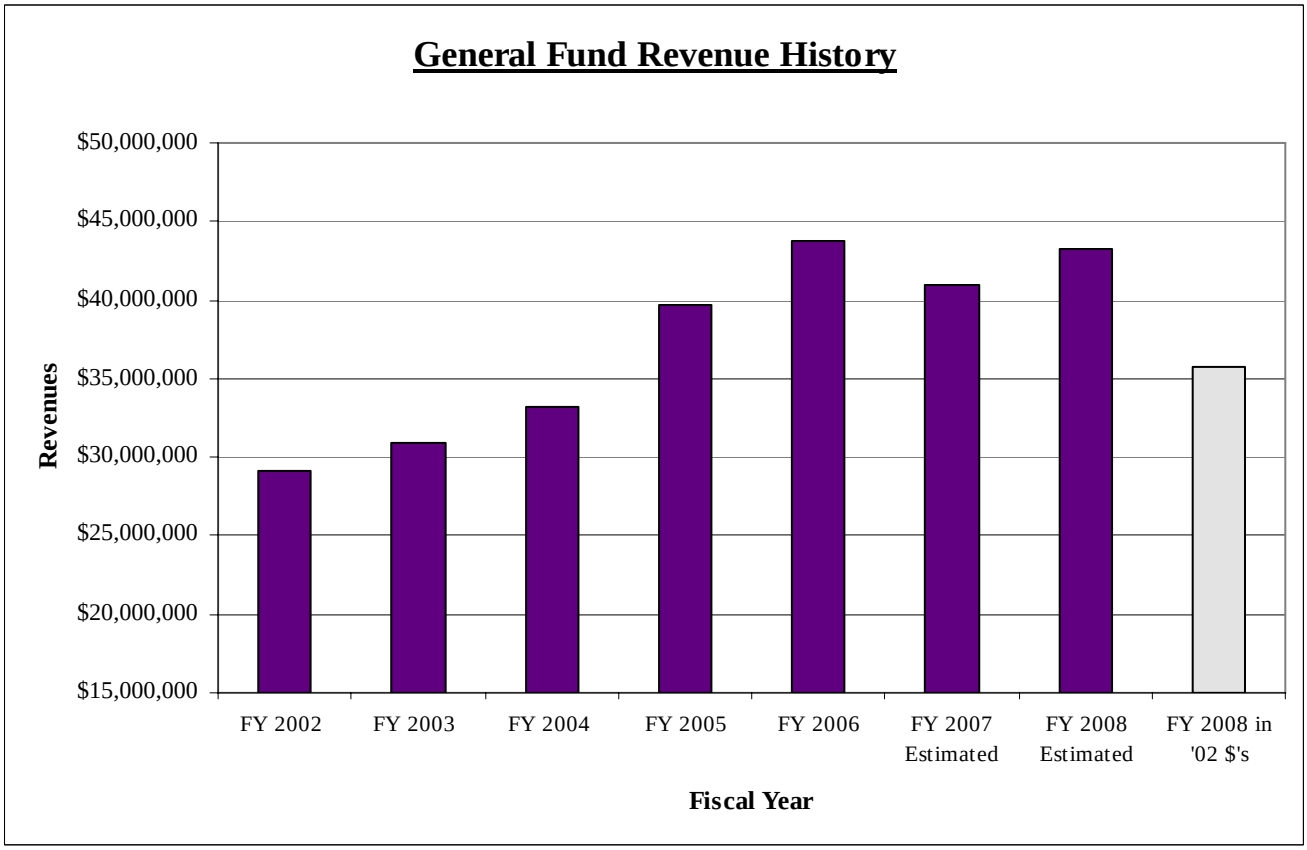

General Fund Revenue Source

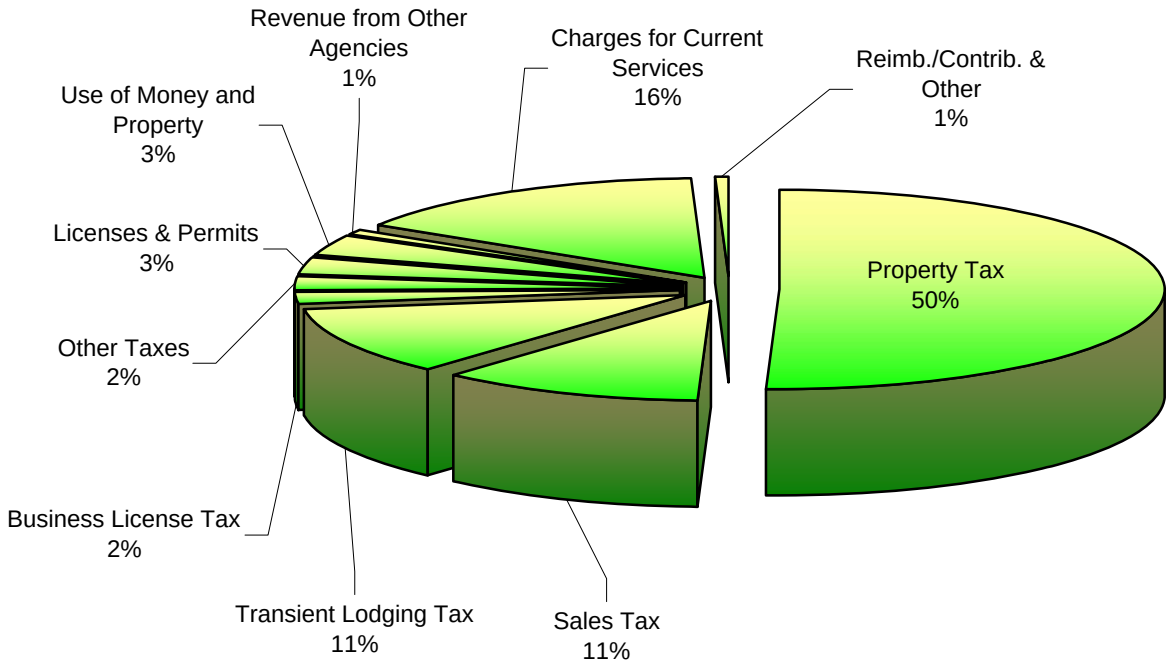

General Fund Expenditures by Department

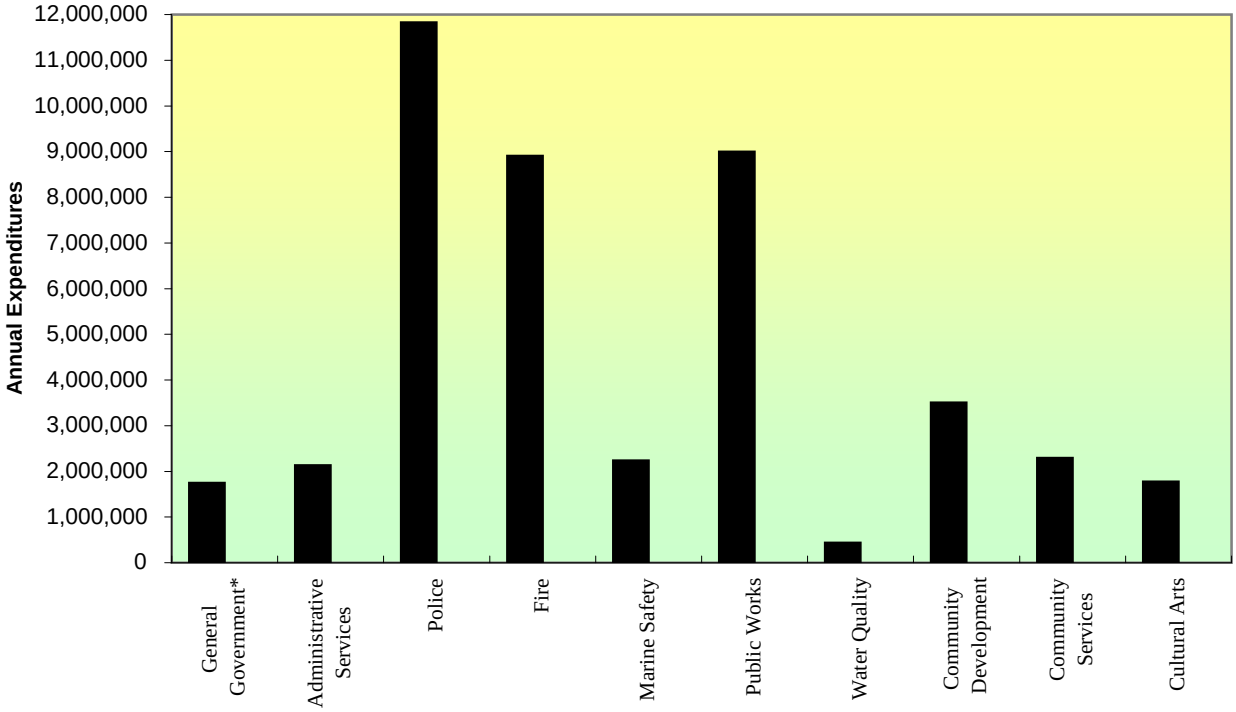

* Includes City Council, City Manager, City Clerk, City Treasurer and City Attorney.

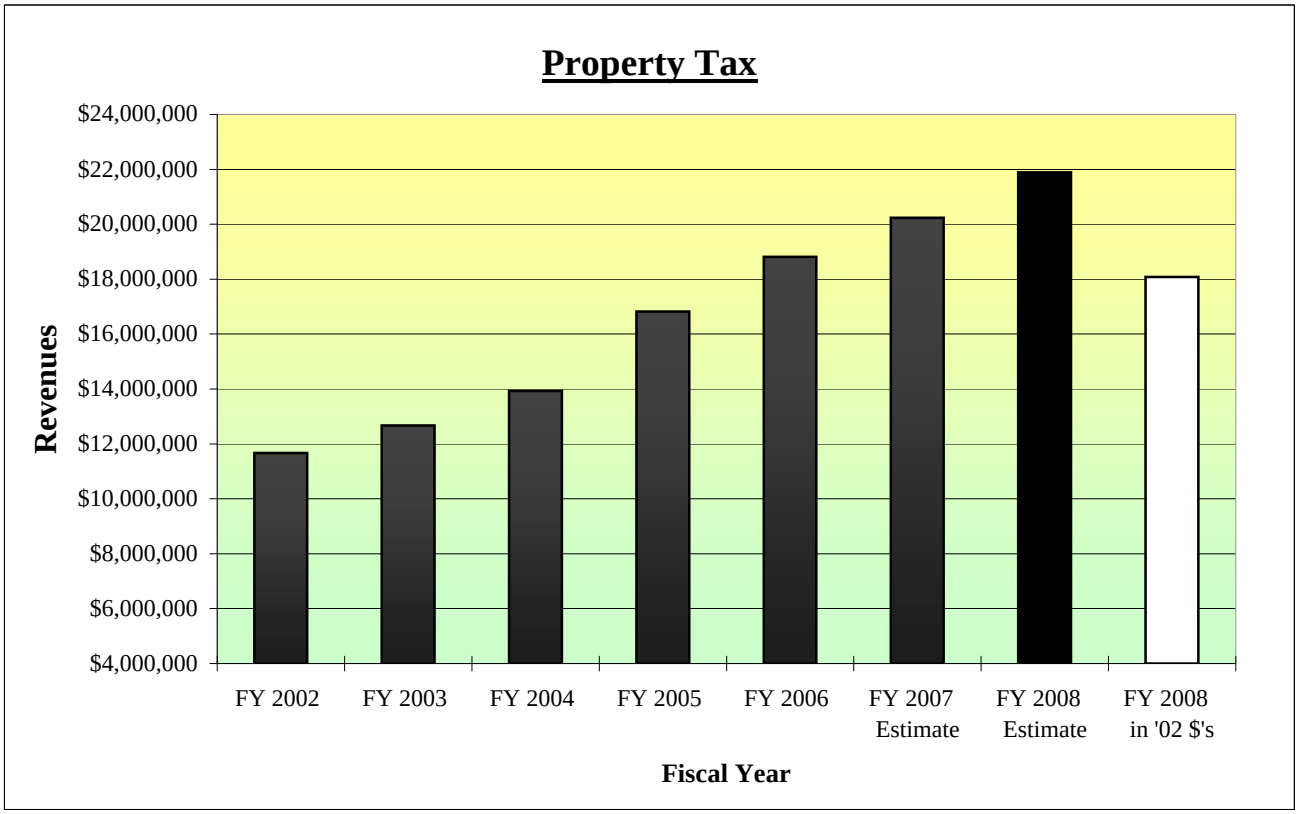
Property Tax
$24,000,000
$22,000,000
$20,000,000
$18,000,000
$16,000,000
$14,000,000
$12,000,000
$10,000,000
$8,000,000
$6,000,000
$4,000,000
Revenues
FY 2002
FY 2003
FY 2004
FY 2005
FY 2006
FY 2007 Estimate
FY 2008 Estimate
FY 2008 in '02 $'s
Fiscal Year

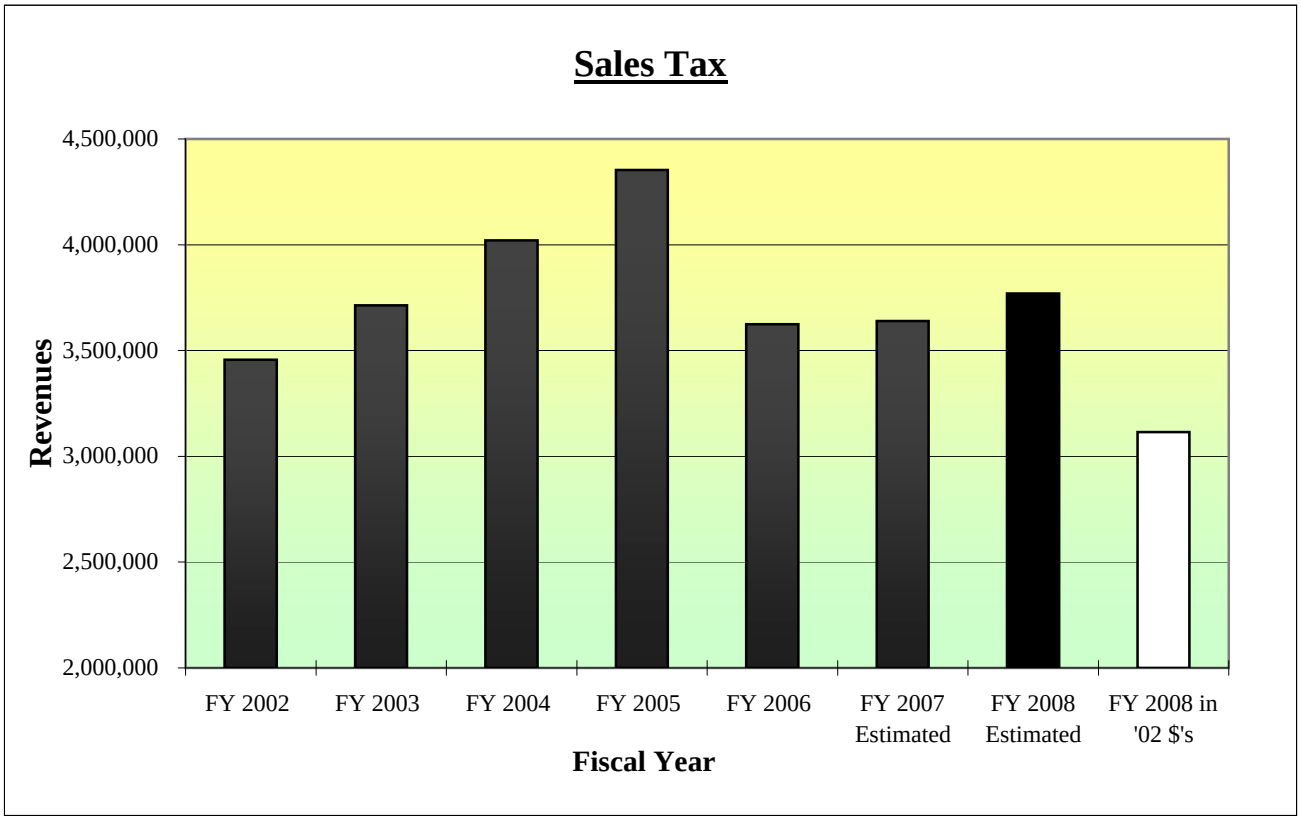
Sales Tax
4,500,000
4,000,000
3,500,000
3,000,000
2,500,000
2,000,000
Revenues
FY 2002
FY 2003
FY 2004
FY 2005
FY 2006
FY 2007 Estimated
FY 2008 Estimated
FY 2008 in '02 $'s
Fiscal Year

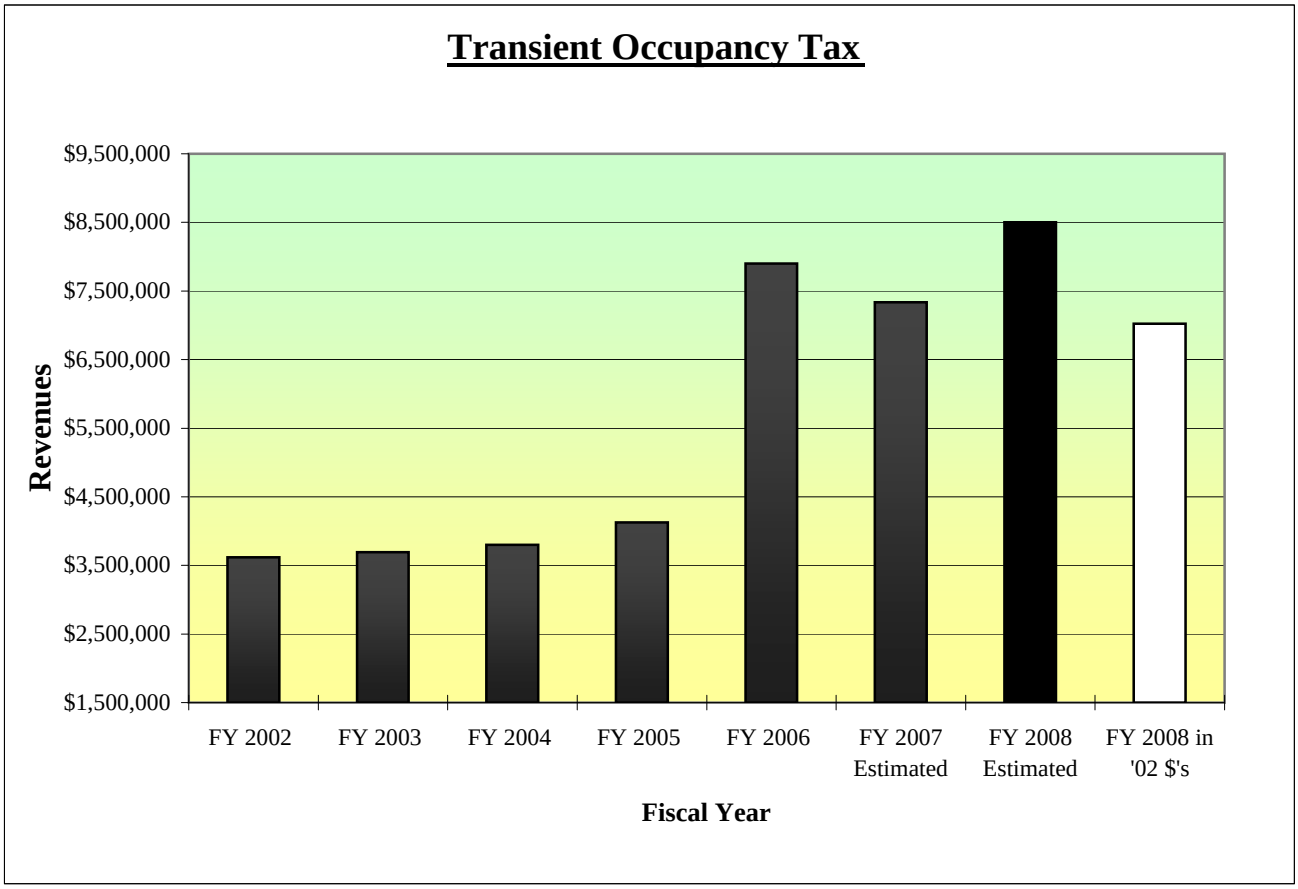
Transient Occupancy Tax
$9,500,000
$8,500,000
$7,500,000
$6,500,000
$5,500,000
$4,500,000
$3,500,000
$2,500,000
$1,500,000
Revenues
FY 2002
FY 2003
FY 2004
FY 2005
FY 2006
FY 2007 Estimated
FY 2008 Estimated
FY 2008 in '02 $'s
Fiscal Year

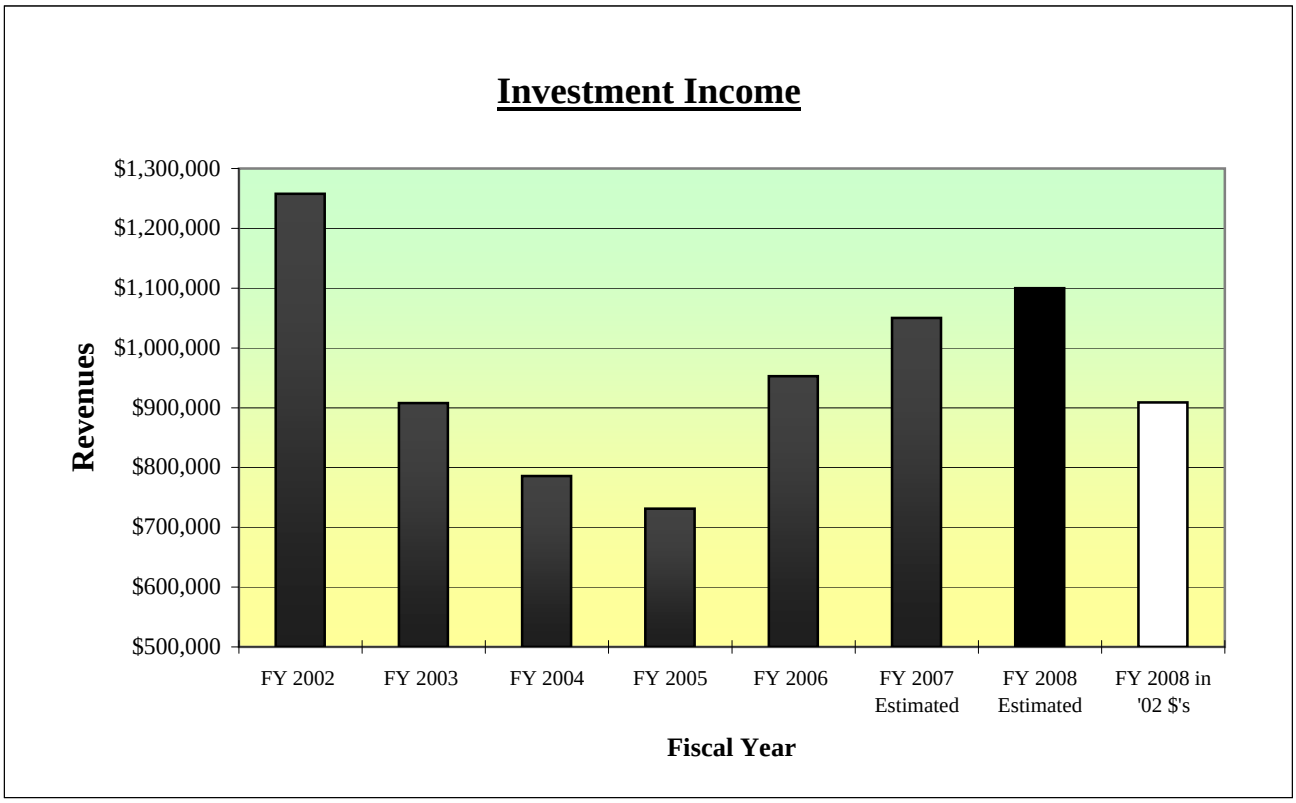
Investment Income
$1,300,000
$1,200,000
$1,100,000
$1,000,000
$900,000
$800,000
$700,000
$600,000
$500,000
Revenues
FY 2002
FY 2003
FY 2004
FY 2005
FY 2006
FY 2007 Estimated
FY 2008 Estimated
FY 2008 in '02 $'s
Fiscal Year

All Funds Revenue Source

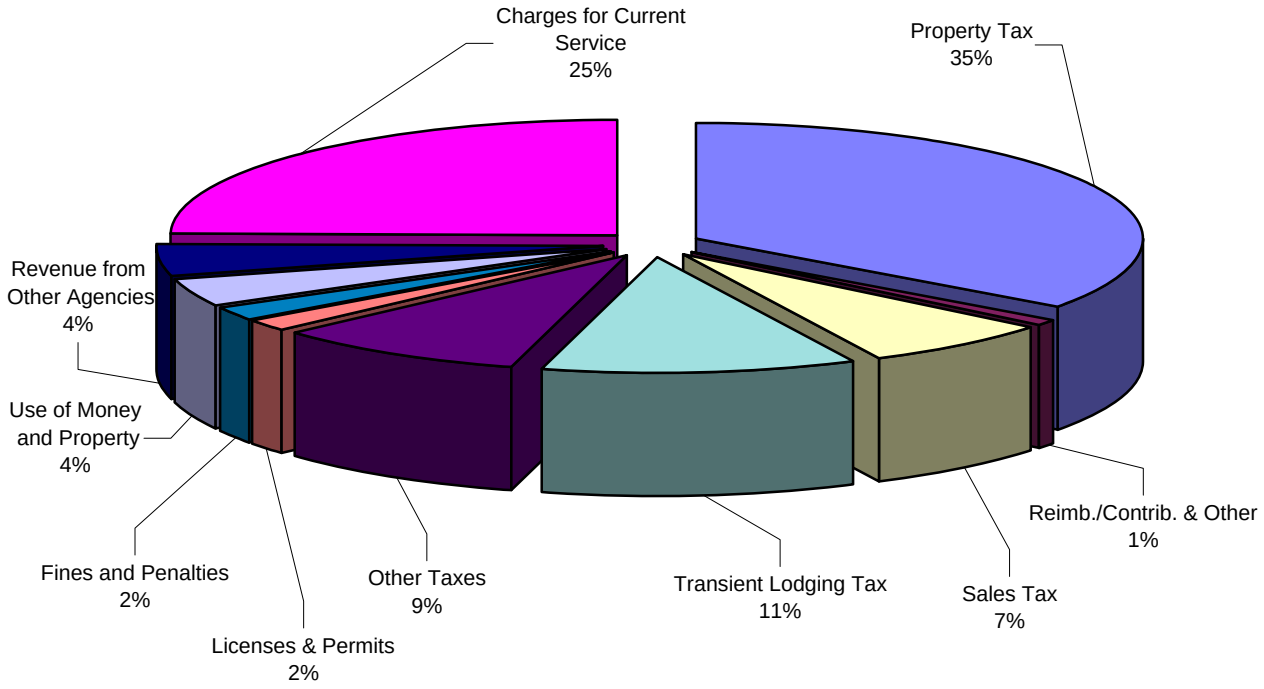

All Funds Expenditures by Department

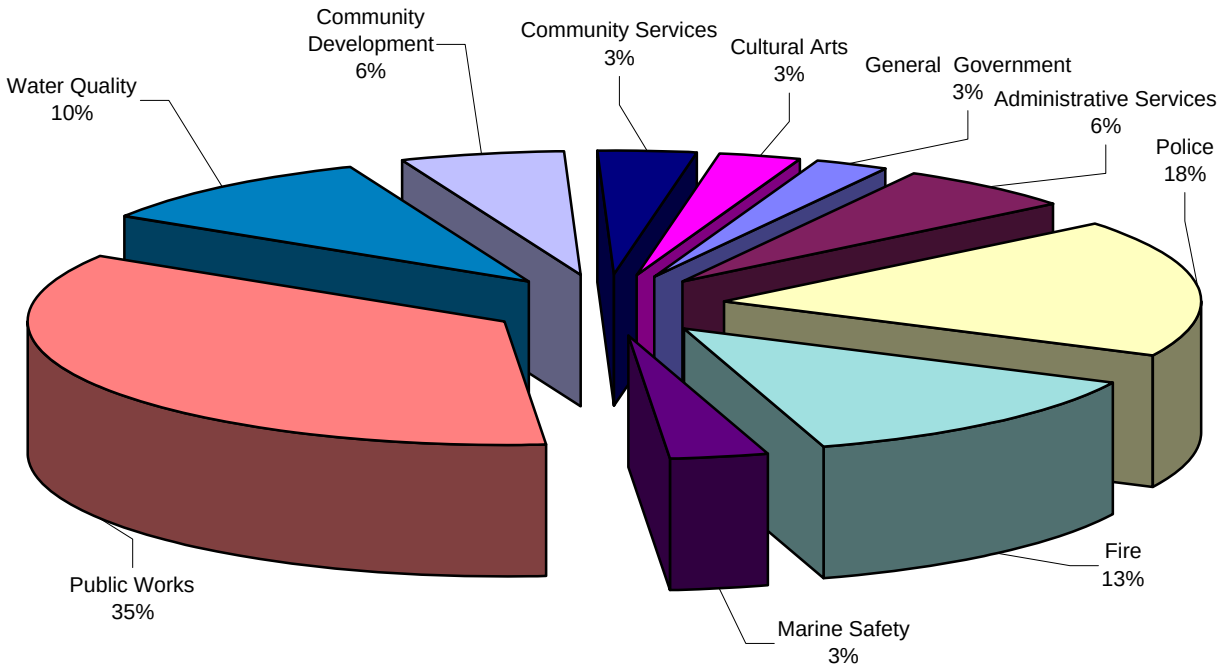

Revenue Detail
Fiscal Year 2007-08

All Funds

Object	Account Title	Actual 2005-06	Adopted Budget 2006-07	Revised Estimate 2006-07	Adopted Budget 2007-08
110	**GENERAL FUND**				
	Property Tax				
3010	Current Secured	$15,532,651	$16,802,000	$17,002,000	$18,377,000
3015	Public Utility	142,777	145,000	145,000	145,000
3020	Current Unsecured	716,926	764,000	764,000	833,000
3025	Supplemental Apportionment	1,146,044	800,000	800,000	700,000
3030	Prior Years	176,749	150,000	150,000	150,000
3050	Interest & Penalties - Delinquencies	59,232	80,000	80,000	80,000
3080	In Lieu of VLF	1,042,519	1,300,000	1,300,000	1,600,000
	Subtotal	18,816,898	20,041,000	20,241,000	21,885,000
	Other Taxes				
3101	Sales Tax - General	3,309,546	3,350,000	3,350,000	3,450,000
3103	Sales Tax - Public Safety	314,065	290,000	290,000	320,000
3104	In Lieu of Sales Tax	918,602	920,000	920,000	1,050,000
3112	Transient Occupancy Tax	4,439,795	4,435,000	4,435,000	4,900,000
3113	Transient Occupancy Tax-Montage	3,460,787			
3118	Franchise Tax - Trash	227,770	220,000	220,000	230,000
3119	Franchise Tax - Cable TV	1,145,328	430,000	430,000	430,000
3120	Franchise Tax - Natural Gas	126,252	100,000	100,000	130,000
3121	Franchise Tax - Electricity	203,375	220,000	220,000	210,000
3135	Business License Tax	777,976	740,000	740,000	760,000
	Subtotal	14,923,496	10,705,000	10,705,000	11,480,000
	Licenses and Permits				
3300	Animal Licenses	72,272	70,000	70,000	70,000
3310	Building Permits	944,133	750,000	750,000	904,000
3313	Plumbing Permits	39,687	34,000	34,000	36,000
3316	Electric Permits	68,718	60,000	60,000	64,000
3319	Mechanical Permits	28,284	23,000	23,000	25,000
3320	Coastal Development Permits	44,423	35,000	35,000	35,000
3328	Public Works Permits	6,908	7,000	7,000	7,000
3335	Grading Permits	8,764	4,000	4,000	4,000
3340	Temporary Use Permits	3,275	3,000	3,000	3,000
3345	Conditional Use Permits	26,568	35,000	35,000	25,000
3350	Encroachment Permits	4,640	8,000	8,000	6,000
3360	Alarm Permits	16,690	15,000	15,000	15,000
	Subtotal	1,264,362	1,044,000	1,044,000	1,194,000
	Fines and Penalties				
3440	Citations - Code Enforcement	15,322	3,000	3,000	15,000
3441	Citations - Water Quality	1,500	3,000	3,000	3,000
	Subtotal	16,822	6,000	6,000	18,000

Revenue Detail (Con't.)
Fiscal Year 2007-08

All Funds

Object	Account Title	Actual 2005-06	Adopted Budget 2006-07	Revised Estimate 2006-07	Adopted Budget 2007-08
	Use of Money and Property				
3500	Investment Earnings	952,890	1,050,000	1,050,000	1,100,000
3510	Rent - Community Center	9,103	5,000	5,000	9,000
3515	Rent - Festival of Arts	213,118	213,000	213,000	213,000
3520	Rent - Third Street	108,343	70,000	70,000	
3530	Rent - Moulton Playhouse	12,129	9,000	9,000	12,800
3540	Rent - Anneliese Pre-School	66,429	68,000	68,000	70,000
3550	Rent - Miscellaneous	39,187	35,000	35,000	35,000
	Subtotal	1,401,199	1,450,000	1,450,000	1,439,800
	From Other Agencies				
3601	Motor Vehicle In-Lieu Tax	171,850	120,000	120,000	140,000
3615	Homeowners Property Tax Relief	187,194	190,000	190,000	190,000
3635	Peace Officers Standards & Training	15,034	45,000	45,000	30,000
3638	Motor Vehicle Off Highway	939	1,000	1,000	1,000
3690	Mutual Aid Contract	25,730			
3705	Abandoned Vehicle Program		20,000	20,000	20,000
3730	Air Quality Management District		1,000	1,000	1,000
	State Grants:				
3640	Recycling-State		6,000	6,000	7,000
3641	Used Oil Recycling Block	32,263	7,000	42,471	7,000
	Federal Grants:				
3865	Department Home Security, Grant 1			204,000	
3866	Department Home Security, Grant 2			40,000	
	Subtotal	433,010	390,000	669,471	396,000
	Charges for Current Services				
3901	Variance	194,640	159,000	159,000	210,000
3907	Plan Check Fees - Building	472,028	463,000	463,000	491,000
3908	Water Quality Inspection Fees	92,260	80,000	80,000	63,000
3909	Plan Check Fees - Zoning	160,422	183,000	183,000	183,000
3910	Design Review	383,379	685,000	685,000	420,000
3915	Subdivision Fees	11,010	12,000	12,000	12,000
3926	Environmental Report	3,605	8,000	8,000	8,000
3930	Real Property Report	122,830	183,000	183,000	120,000
3935	Design Review Appeals	19,080	12,000	12,000	15,000
3939	Document Retention Fee	29,534	50,000	50,000	32,000

Revenue Detail (Con't.)
Fiscal Year 2007-08

All Funds

Object	Account Title	Actual 2005-06	Adopted Budget 2006-07	Revised Estimate 2006-07	Adopted Budget 2007-08
3940	Other Filing & Permit Fees	47,081	49,000	49,000	49,000
3942	Use & Occupancy Inspection Fees	31,150	30,000	30,000	30,000
3943	Grading Fee - Diamond/Crestview	5,661	4,000	4,000	6,000
3944	Floor Area Fee - Diamond/Crestview	1,687	5,000	5,000	5,000
3950	Other Inspection Fees	1,996	1,000	1,000	1,000
3955	Special Policing Fees	13,380	6,000	6,000	6,000
3956	False Alarm Fees	16,950	17,000	17,000	17,000
3957	Finger Printing	960	1,000	1,000	1,000
3958	Police Reports	11,355	14,000	14,000	14,000
3960	Vehicle Towing & Release Fees	33,796	28,000	28,000	28,000
3961	DUI Cost Recovery Fee				10,000
3965	Animal Services - Laguna Woods	68,672	71,000	71,000	75,000
3970	Animal Shelter Fees	26,217	25,000	25,000	25,000
3978	Weed & Lot Cleaning	23,230	40,000	40,000	30,000
3980	Landscape Development Fee	30,505	40,000	40,000	60,000
4003	Business Improvement District	1,579,836	1,450,000	1,450,000	1,650,000
4005	Refuse Service Charges	1,627,519	1,670,000	1,670,000	1,751,500
4010	Paramedic Non-Resident Fees	30,743	35,000	35,000	35,000
4011	Paramedic Medical Supplies Fees	19,845	20,000	20,000	25,000
4012	Swimming Pool Classes	118,138	125,000	125,000	119,000
4013	Swimming Pool Use Fees	41,515	42,000	42,000	41,000
4014	Marine Safety Beach Classes	60,433	80,000	80,000	77,400
4020	Recreation - Social & Cultural	585,588	564,000	564,000	564,000
4021	Recreation - Basketball Leagues	1,100	5,000	5,000	5,000
4024	Recreation - Adult Softball	24,359	20,000	20,000	25,000
4030	Recreation - Misc. Sports Programs	105,373	80,000	80,000	105,000
4038	Recreation - Special Programs	17,223	14,000	14,000	14,000
4041	Recreation - Brochure Advertising	39,775	41,000	41,000	41,000
4042	Recreation - Park Weddings	95,910	80,000	80,000	85,000
4043	Recreation - Film Permits	56,240	25,000	25,000	25,000
4044	Recreation - Miscellaneous Fees	18,348	1,000	1,000	16,800
4048	City Hall Parking	175,668	165,000	165,000	175,000
4130	Lifeguard Services - Private Beaches	33,855	20,000	20,000	23,000
4140	Sale of Maps, Books & Copying	13,997	14,000	14,000	12,000
4150	Assessment District Service Fees	17,028	8,000	8,000	10,000
4160	Returned Check Fee	1,216	1,000	1,000	1,000
	Subtotal	6,465,134	6,626,000	6,626,000	6,711,700

Revenue Detail (Con't.)

Fiscal Year 2007-08

All Funds

Object	Account Title	Actual 2005-06	Adopted Budget 2006-07	Revised Estimate 2006-07	Adopted Budget 2007-08
	Other Revenue				
4202	Sale of Real & Personal Property	4,344	2,000	2,000	2,000
4220	Police Auction	6,239	1,000	1,000	1,000
4230	Miscellaneous Income	6,489	10,000	10,000	10,000
	Subtotal	17,072	13,000	13,000	13,000
	Reimbursements & Contributions				
Reimbursements:					
4301	SB 90	54,541			
4302	RNSP Overtime	53,929	40,000	40,000	
4303	Lifeguard Training - SA College	11,895	15,000	15,000	15,000
4312	Other Agencies	257	15,000	15,000	15,000
4314	Festival of Arts Parking Plan	27,963	29,000	29,000	29,000
4320	Workers' Compensation Insurance	153,297	115,000	115,000	115,000
4330	Property Damage	1,180	3,000	3,000	3,000
4357	School District	25,929	35,000	35,000	35,000
4360	Miscellaneous	30,724	5,000	5,000	5,000
Contributions:					
4370	Non-Government Sources		2,000	2,000	2,000
4375	Animal Shelter	44,356	5,000	5,000	5,000
4376	D.A.R.E.	10,000			
	Subtotal	414,071	264,000	264,000	224,000
	GENERAL FUND TOTAL	**43,752,063**	**40,539,000**	**41,018,471**	**43,361,500**

Revenue Detail (Con't.)
Fiscal Year 2007-08

All Funds

Object	Account Title	Actual 2005-06	Adopted Budget 2006-07	Revised Estimate 2006-07	Adopted Budget 2007-08
116	**CAPITAL IMPROVEMENT FUND**				
3113	Transient Occupancy Tax		2,900,000	2,900,000	3,600,000
3138	Real Property Transfer Tax	650,361	550,000	550,000	450,000
3144	Building Construction Tax	296,126	250,000	250,000	250,000
3410	Vehicle Code Fines	301,938	300,000	300,000	300,000
3415	Municipal Code Fines - Other	16,509	30,000	30,000	30,000
3420	Municipal Code Fines - Parking	1,035,041	875,000	875,000	875,000
3422	Municipal Code Fines - DMV	111,498	100,000	100,000	100,000
3442	Administrative Citations - Police	78,051	80,000	80,000	75,000
3639	VLF GAP Loan Proceeds	20,816			
3959	Auto Immobilization Fee	2,730	5,000	5,000	5,000
4202	Sale of Real & Personal Property		1,500,000	6,819,000	
4230	Miscellaneous	376			
Reimbursements:					
3698	Damaged Streets-FEMA	71,634			
	State Grants:				
3651	Clean Beach Initiative	107,300		920,057	
3663	Brown's Park	68,192			
3671	State Park Bond	27,529			
3677	Caltrans Safe Route to School	252,511			
3680	Sate Park		800,000	800,000	5,000,000
3681	Measure M		289,000	289,000	
3691	OCTA TDM (Measure M)	21,019		122,980	
3749	Transportation Enhancement Activities	146,736	365,000	777,979	
	CAPITAL IMPROVEMENT FUND TOTAL	**3,208,367**	**8,044,000**	**14,819,016**	**10,685,000**
118	**PARKING AUTHORITY FUND**				
	Parking Meter Zones	1,922,970	1,830,000	1,830,000	1,924,000
	Parking Lot Meters & Fees	1,198,151	921,000	921,000	1,417,000
4084	Parking Permits	104,439	1,000,000	1,000,000	100,000
4202	Sale of Real & Personal Property		3,000	3,000	3,000
4230	Miscellaneous Income	33,237	9,000	9,000	9,000
	PARKING AUTHORITY FUND TOTAL	**3,258,797**	**3,763,000**	**3,763,000**	**3,453,000**
120	**PARKING IN-LIEU FUND**				
3180	Parking In-Lieu Fee	8,000			
3500	Investment Earnings	575			
	PARKING IN-LIEU FUND TOTAL	**8,575**	**0**	**0**	**0**

Revenue Detail (Con't.)

Fiscal Year 2007-08

All Funds

Object	Account Title	Actual 2005-06	Adopted Budget 2006-07	Revised Estimate 2006-07	Adopted Budget 2007-08
122	**PARK IN-LIEU FUND**				
3160	Park In-Lieu Fee	18,876			
3500	Investment Earnings	4,910			
	PARK IN-LIEU FUND TOTAL	**23,786**	**0**	**0**	**0**
123	**ART IN-LIEU FUND**				
3150	Art In-Lieu Fee	(4,365)			
3500	Investment Earnings	6,786			
	ART IN-LIEU FUND TOTAL	**2,421**	**0**	**0**	**0**
124	**DRAINAGE FUND**				
3170	Drainage In-Lieu Fee	63,143			
3500	Investment Earnings	5,151			
	DRAINAGE FUND TOTAL	**68,294**	**0**	**0**	**0**
127	**HOUSING IN-LIEU FUND**				
3500	Investment Earnings	67			
4230	Miscellaneous Revenue	1,000			
	HOUSING IN-LIEU FUND TOTAL	**1,067**	**0**	**0**	**0**
132	**GAS TAX FUND**				
3102	Sales Tax - Measure M	375,882	350,000	350,000	380,000
3500	Investment Earnings	111,932	35,000	35,000	35,000
3620	OCTA Gas Tax Exchange	756,000			
3624	Gasoline Tax - Section 2105	152,206	150,000	150,000	150,000
3625	Gasoline Tax - Section 2106	97,139	100,000	100,000	100,000
3626	Gasoline Tax - Section 2107	202,779	200,000	200,000	200,000
3627	Gasoline Tax - Section 2107.5	5,000	5,000	5,000	5,000
3631	Traffic Congestion Relief Fund	294,060	105,000	105,000	
3684	Proposition 1B				235,000
	GAS TAX FUND TOTAL	**1,994,998**	**945,000**	**945,000**	**1,105,000**

Revenue Detail (Con't.)
Fiscal Year 2007-08

All Funds

Object	Account Title	Actual 2005-06	Adopted Budget 2006-07	Revised Estimate 2006-07	Adopted Budget 2007-08
134	**STREET LIGHTING DISTRICT FUND**				
	Property Taxes:				
3010	Current Secured	540,912	591,000	591,000	638,000
3015	Public Utility	5,654	5,000	5,000	5,000
3020	Current Unsecured	24,815	27,000	27,000	29,000
3025	Supplemental Apportionment	39,682	30,000	30,000	28,000
3030	Prior Years	6,230	6,000	6,000	6,000
3040	Other Property Taxes	244,215	244,000	244,000	250,000
3050	Interest & Penalties	1,403	2,000	2,000	2,000
3615	Homeowners Property Tax Relief	6,479	5,000	5,000	6,000
STREET LIGHTING DISTRICT FUND TOTAL		**869,390**	**910,000**	**910,000**	**964,000**
137	**WASTEWATER FUND**				
3696	State Tribal Asist (STAG) II	1344		125,700	
3825	EPA Appropriations Act Grant	(136,908)		109,152	
3982	Wastewater Service Charges	5,166,488	5,220,000	5,220,000	5,410,000
3986	Wastewater Connection Charges	149,257	155,000	155,000	155,000
4551	Loan Proceeds	1,632,928		5,297,715	
	Reimbursements:				
4312	Other Agencies		300,000	300,000	216,000
4313	North Coast Interceptor	10,256	26,000	26,000	47,600
	WASTEWATER FUND TOTAL	**6,823,365**	**5,701,000**	**11,233,567**	**5,828,600**
	SPECIAL REVENUE & GRANTS FUNDS				
133	POLICE GRANTS				
	State Grants:				
3500	Investment Earnings	17,984			
3650	COPS	100,244	100,000	100,000	100,000
3652	Office of Traffic Safety	26,119			
3653	Office of Traffic Safety				
3657	State Technology 2002	10,447			
3659	Office of Traffic Safety				
3667	State Technology 2000				
3670	State Technology 2001				
	Subtotal State Grants	154,794	100,000	100,000	100,000
	POLICE GRANTS TOTAL	154,794	100,000	100,000	100,000

Revenue Detail (Con't.)
Fiscal Year 2007-08

All Funds

Object	Account Title	Actual 2005-06	Adopted Budget 2006-07	Revised Estimate 2006-07	Adopted Budget 2007-08
135 ASSET FORFEITURES					
3430	Asset Forfeitures - RNSP	38,500			
3500	Investment Earnings	2,314			
	ASSET FORFEITURES TOTAL	40,814	0	0	0
139 COMMUNITY DEVELOPMENT BLOCK GRANT					
3810	Community Development Block Grant	12,426	15,000	15,000	10,000
4370	Contributions Non-Gov Sources	2,000			
	COMM. DEV. BLOCK GRANT TOTAL	14,426	15,000	15,000	10,000
SPECIAL REVENUE & GRANTS TOTAL		**210,034**	**115,000**	**115,000**	**110,000**
140	**DISASTER RELIEF FUND**				
	Sales Tax - Measure A		1,700,000	1,700,000	2,100,000
	DISASTER RELIEF FUND TOTAL	**0**	**1,700,000**	**1,700,000**	**2,100,000**
144	**DEBT SERVICE FUND**				
	Property Taxes:				
3010	Current Secured	1,431,196	1,435,000	1,435,000	1,550,000
3015	Public Utility	27,439	26,000	26,000	29,000
3020	Current Unsecured	18,557	40,000	40,000	17,000
3025	Supplemental Apportionment	118,950	132,000	132,000	65,000
3030	Prior Years	19,235	26,000	26,000	26,000
3040	Other Property Taxes	10			
3050	Interest & Penalties	4,428	5,000	5,000	5,000
3500	Investment Earnings	51,769	25,000	25,000	50,000
3615	Homeowners Property Tax Relief	8,129	9,000	9,000	8,000
	DEBT SERVICE FUND TOTAL	**1,679,713**	**1,698,000**	**1,698,000**	**1,750,000**

Revenue Detail (Con't.)
Fiscal Year 2007-08

All Funds

Object	Account Title	Actual 2005-06	Adopted Budget 2006-07	Revised Estimate 2006-07	Adopted Budget 2007-08
310	**TRANSIT FUND**				
3105	Transportation Tax - Operating	753,067	775,000	775,000	888,650
3108	Transportation Tax - Capital	(56,471)		1,886,000	130,800
3500	Investment Earnings	7,794			
4090	Main Line Summer Fares		14,000	14,000	9,000
4091	Main Line Regular Fares	37,450	25,000	25,000	34,000
4092	Main Line AQMD Passes	14,700	20,000	20,000	20,000
4093	Transit Plus Taxi Vouchers	2,900	5,000	5,000	5,000
4094	Act V Lot Park & Ride	119,534	120,000	120,000	168,000
4095	Main Line Regular Passes	4,389	2,000	2,000	2,000
4096	Bus Charter Fees	36,043	41,000	41,000	41,000
4097	Festival Regular Fares	110,000	110,000 *	110,000 *	110,000 *
4202	Sales of Real & Personal Property	6,600			
4230	Miscellaneous Income	4,181			
4360	Reimbursements-Miscellaneous	875			
	Grants:				
3710	OCTA Transportation Planning		100,000	100,000	
3720	OCTA Operating Assistance	165,000	165,000	165,000	311,000
4098	Festival AQMD Art College Service				8,000
3109	Transportation Demand Management	57,912			
	TRANSIT FUND TOTAL	**1,263,974**	**1,377,000**	**3,263,000**	**1,727,450**
	ALL OPERATING FUNDS TOTAL	**$63,164,844**	**$64,792,000**	**$79,465,054**	**$71,084,550**

* *Fares paid by Parking Authority Fund .*

Revenue Detail (Con't.)
Fiscal Year 2007-08

All Funds

Object	Account Title	Actual 2005-06	Adopted Budget 2006-07	Revised Estimate 2006-07	Adopted Budget 2007-08
	INTERNAL SERVICE FUNDS				
126	**INSURANCE & BENEFITS FUND**				
4400	Employer - General Liability	$705,450	$600,000	$600,000	$700,000
4403	Employer - Workers' Compensation	2,107,433	1,962,000	1,962,000	1,964,000
4406	Employer - Group Insurance	1,722,318	1,734,000	1,734,000	2,215,800
4412	Employer - Dental Insurance	177,892	159,000	159,000	163,000
4420	Employer - Life Insurance	12,129	12,000	12,000	47,000
4425	Employer - Long Term Disability	86,925	102,000	102,000	130,000
4430	Employer - Unemployment Insurance	22,236	21,000	21,000	21,000
4440	Employee - Medical Insurance	358,145	390,000	390,000	407,000
4445	Employee - Retiree/Cobra	176,982	186,000	186,000	242,000
4452	Employee - Dental Insurance	55,676	58,000	58,000	43,000
4460	Employee Benefit - Comp Time	10,000	4,000	4,000	3,000
4461	Employee Benefit - Vacation	295,000	325,000	325,000	413,000
4462	Employee Benefit - Sick Leave	295,200	299,000	299,000	375,000
Reimbursements:					
4360	Miscellaneous	311,588			
	INSURANCE & BENEFITS FUND TOTAL	**$6,336,974**	**$5,852,000**	**$5,852,000**	**$6,723,800**
128	**VEHICLE REPLACEMENT FUND**				
3500	Investment Earnings	12,449	14,000	14,000	14,000
3560	Vehicle Use Rent	916,200	943,300	943,300	1,012,000
4202	Sale of Real & Personal Property	11,255			
	VEHICLE REPLACEMENT FUND TOTAL	**939,904**	**957,300**	**957,300**	**1,026,000**

Description of Key Revenue Sources

Property Tax: All real and tangible personal property in the State is subject to a property tax equal to 1% of its "full cash value." Valuations of real property are frozen at the value of the property in 1975, with an allowable adjustment of up to 2% per year for inflation. However, property is reassessed to its current value when a change of ownership occurs. In addition, new construction is assessed at its current value.

Property Tax in Lieu of Vehicle License Fee: In FY 2004-2005, cities and counties began receiving additional property tax to replace vehicle license fee (VLF) revenue that was cut when the state repealed the state general fund backfill for the reduction in VLF. This property tax in lieu of VLF grows with the change in gross assessed valuation of taxable property in the jurisdiction from the prior year. Property tax in lieu of VLF allocations are in addition to other property tax apportionments.

Sales Tax: The City's share of sales tax is equal to 1.5% of total taxable sales generated within the City (or 1.5% of the 8.25% local sales tax rate). The balance of the local sales tax rate is distributed to the County of Orange, the State of California and the Orange County Transportation Authority.

In Lieu of Sales Tax: In FY 2004-2005, cities and counties began receiving additional property tax in lieu of sales tax. While the State of California fiscal recovery bonds are outstanding, one quarter of one percent of the city sales tax has been suspended. The City receives additional property tax in an amount equal to the sales tax.

Transient Occupancy Tax: Hotel/motel guests within the City of Laguna Beach pay a transient occupancy tax ("bed tax") of 10% of the room charge for stays of thirty (30) days or less.

Use of Money and Property: This revenue category includes interest the City earns on its cash balances as well as rents it collects from various City owned property.

Business License Tax: All businesses in the City, with the exception of certain exempt concerns, pay a business license tax depending on type of business and gross receipts.

Licenses & Permits: Revenue in this category is generated from a variety of licenses and permits issued by the City such as animal licenses, building permits, grading permits and conditional use permits.

Description of Key Revenue Sources (*con't*)

Charges for Current Services: Revenue in this category is generated from fees collected for specific City services including police and fire service charges, land use planning fees, recreation fees, refuse charges, etc.

From Other Agencies: This revenue category reflects subventions and other payments received from other governmental agencies (federal, state and county). The majority of this revenue is from the Home Owners Property Tax Relief.

Franchise Tax: This revenue is generated from taxes paid by businesses that have a franchise in the City involving use of the public right-of-way (e.g. cable television, natural gas and electric).

Parking Meters and Fees: Revenue is generated from parking meters and City-owned parking lots as well as from resident, business and shopper parking permits.

Parking-In-Lieu Fees: When additions are made to a structure in the downtown area or there is a change in use that necessitates more parking, additional parking must be provided and/or in -lieu parking certificates equal to the number of spaces required must be purchased.

Housing-In-Lieu Fees: The California Government Code requires new housing developments to provide, where feasible, housing units for low income people. When developing three or more units in Laguna Beach, the City requires an in-lieu fee if the developer does not provide the affordable housing.

Park-In-Lieu Fees: The City requires the dedication of land and/or the payment of a fee as a condition of approval for a tentative subdivision map or a parcel map. This in-lieu fee varies depending on density.

Drainage-In-Lieu Fees: This fee is levied as a condition of approval for a final subdivision map and is used to defray the costs of needed drainage facilities such as new storm drains. This in-lieu fee varies depending on density.

Art-In-Lieu Fees: Depending on the size of a project, developers are required to install a public art piece or contribute funds for this purpose equal to one and one-quarter percent of the project's total value.

Section III

Expenditures

General Government.....…….. page 29

Administrative Services Department....……. page 41

Police Department.....…… page 53

Fire Department….…….. page 70

Marine Safety Department….…….. page 81

Public Works Department…….. page 87

Water Quality Department…….. page 111

Community Development Department…….. page 122

Community Services Department…… page 135

Cultural Arts Department…… page 147

Internal Service Funds…….…… page 155

Each of the above departments are further broken down by division and the budgets for each division are shown within their respective departments. The *chart on the next page* (p. 28) shows all of the City's operating departments and divisions and how they are organized within the Expenditure Section of this budget. For quick reference this chart also contains the page numbers of the individual departments.

For the most part, all of the expenditure items within each division are funded from a single fund source; that fund is shown at the top right-hand corner of the division budget. In the few cases where a particular expenditure item is funded from a source other than the fund shown at the top of the division budget, a footnote is included indicating the source of funding.

For a broad overview of the Expenditure Budget and a more detailed picture of the funding source for *each department*, see the chart entitled "Sources & Uses of Funds - *Summary by Department & Fund"* on page: 4 and 5 of this budget.

Organization Chart
Expenditure Budget

All Divisions

City of Laguna Beach

FY 2007-08 Budget Structure

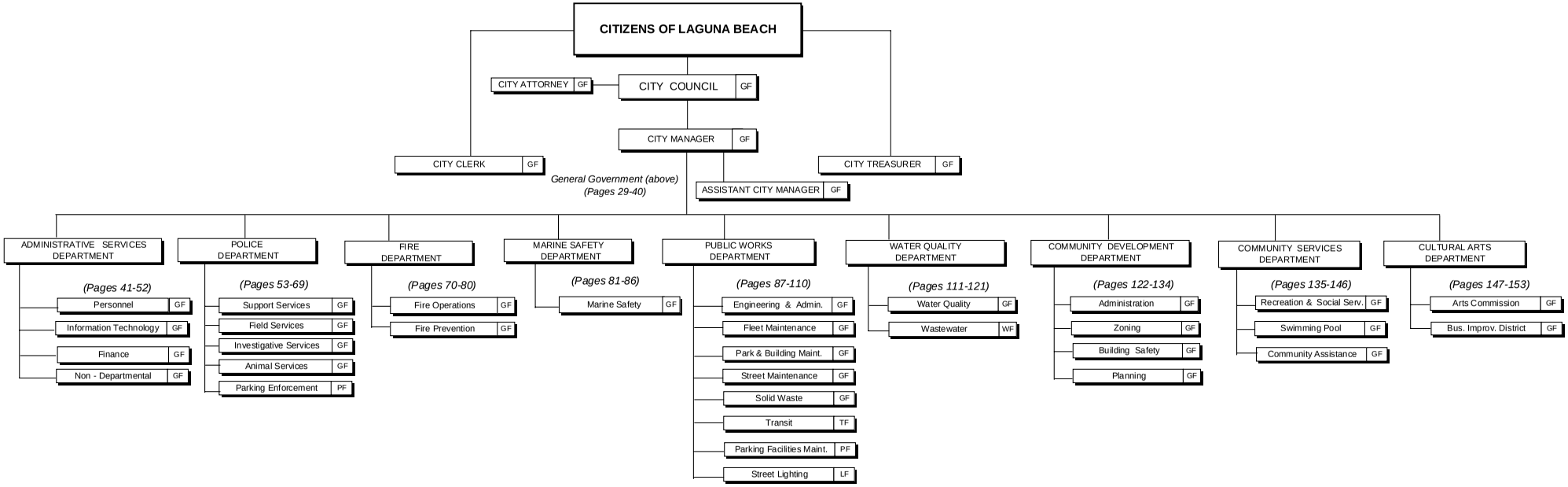

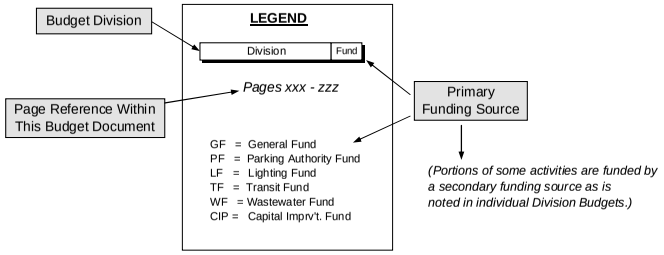

General Government

The General Government Operations provide the legislative and chief executive functions of the City. Included are the elected positions in the City -- City Councilmembers, City Clerk and City Treasurer. The City Manager and City Attorney are appointed.

City Council - The five member City Council is elected at large. Each Councilmember serves a four-year term. The Council is responsible for the legislative functions of the City. Its meetings are generally held the first and third Tuesdays of each month starting at 6:00 p.m. The City prepares an Annual Report that is distributed to all residents.

In order to secure greater input regarding issues of community interest and concern, the City Council has created the following commissions, boards, and standing committees: Arts Commission, Board of Adjustment/Design Review Board, Personnel Board, Planning Commission, TechComm Committee, Heritage Committee, HIV Advisory Committee, Housing and Human Services Committee, Environmental Committee, Parking, Traffic and Circulation Committee and the Recreation Committee.

City Manager - Under the provisions of the Municipal Code, the City Manager is responsible for the administrative functions of the City. With the exception of the City Clerk and City Treasurer--both of whom are elected--each of the City Department Heads reports to the City Manager who, in turn, reports to the City Council. The Executive Assistant assists the City Manager and the five Councilmembers. Included in this budget are the expenses of various intergovernmental organizations, such as the League of California Cities and the Southern California Association of Governments. Within the contractual services account is a retainer for representation in Washington, D.C.

City Clerk - The City Clerk is elected and serves a four-year term. The department is comprised of two employees, the City Clerk and the Deputy City Clerk. The City Clerk is the City's Legislative Administrator whose duties include: preparation of agenda packets and minutes for all City Council meetings, administration of the City's records management system, maintenance of the Municipal Code, processing of legal documents (e.g., ordinances, resolutions, contracts, agreements, deeds and easements, permits, in-lieu certificates, historic register applications, domestic partnership registrations, etc.), and administration of certain tort claims.

The City Clerk also serves as the City's Election Official, responsible for municipal elections and ensuring that filing requirements are adhered to by elected as well as appointed officials pursuant to the Political Reform Act. The City Clerk's Department serves as the Public Information Office and resource center for the public, providing information about various services and/or referrals to other sources.

City Treasurer - The City Treasurer is elected and serves a four-year term. The Treasurer's responsibilities include the following: receiving for safekeeping all funds coming into the City treasury; monitoring compliance with laws governing public funds; overseeing the investment portfolio; preparation of monthly investment reports: monitoring cash flow, conducting periodic audits of money collected through the City's parking systems, transient occupancy tax and business improvement district collections; acting as trustee between property owners and holders of various City bonds, and providing technical assistance with special assessment districts.

City Attorney - The City Attorney advises City officers in all legal matters pertaining to the business of the City. The department budget provides funds for legal services related to general City activities and for civil litigation in which the City is involved. City Attorney services are provided via a contract with a private law firm, Rutan and Tucker. The contract provides for a retainer of $6,600 per month for up to 60 hours of legal services, with additional litigation billed at $210 per hour. The department budget includes funds for retention of other attorneys when Rutan and Tucker has a conflict of interest, or when specialized expertise is necessary. Funds to pay for the District Attorney to prosecute Municipal Code violations are also included in this budget.

The chart below shows the budget structure of the General Government Operations. The numbers below each division indicate the pages that follow in which a more detailed budget can be found:

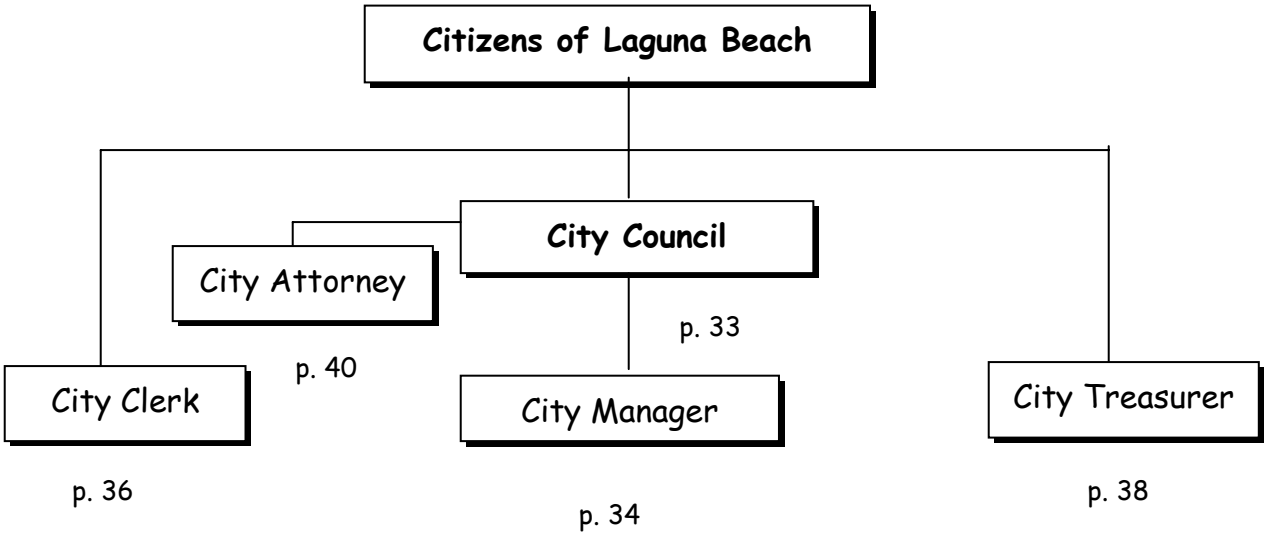

General Government
Budget Summary

All Divisions

Department	MAJOR CATEGORY OF EXPENDITURE					Division Total
	Salaries & Wages	Maint. & Operations	Capital Outlay	Special Programs	Capital Projects	
City Council	$32,900	$38,100	$9,000			**$80,000**
City Manager	607,500	95,650	1,900			**$705,050**
City Clerk	248,800	50,450	4,000			**$303,250**
City Treasurer	104,400	17,750	1,900			**$124,050**
City Attorney		530,000				**$530,000**
Department Total	**$993,600**	**$731,950**	**$16,800**	**$0**	**$0**	**$1,742,350**

Summary By Department Total

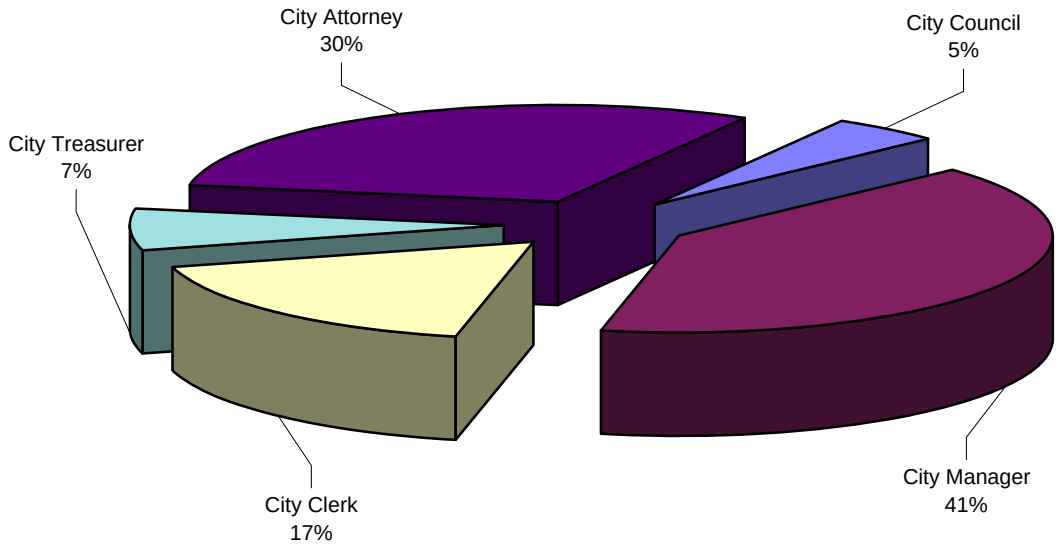

City Council

General Fund/1101

Account No.	Account Title	Actual Expenditures 2005-06	Adopted Budget 2006-07	Department Request 2007-08	Adopted Budget 2007-08
Salaries and Wages					
1003	Salaries, Part Time	$25,500	$28,500	$30,600	$30,600
1101	P.E.R.S. Retirement	541	900	1,000	1,000
1103	P.A.R.S. Retirement	805	900	900	900
1318	Medicare Insurance	384	400	400	400
	Subtotal	27,230	30,700	32,900	32,900
Maintenance and Operations					
2011	Training, Travel And Dues	9,259	17,200	19,300	19,300
2031	Telephone	909	5,700	5,900	5,900
2101	Materials And Supplies	3,896	1,700	1,700	1,700
2281	Printing	4,883	4,700	4,700	4,700
2401	Contractual Services	1,681	4,000	4,000	4,000
2432	Postage	2,636	2,500	2,500	2,500
	Subtotal	23,263	35,800	38,100	38,100
Capital Outlay					
5408	(R) Chairs/City Council Chamber	*(Prior Years' Capital Outlay shown in Total*		9,000	9,000
	Subtotal	0	37,000	9,000	9,000
	Grand Total	**$50,493**	**$103,500**	**$80,000**	**$80,000**

City Manager

General Fund/1201

Account No.	Account Title	Actual Expenditures 2005-06	Adopted Budget 2006-07	Department Request 2007-08	Adopted Budget 2007-08
Salaries and Wages					
1001	Salaries, Full Time	$396,198	$417,200	$465,800	$465,800
1038	Sick Leave Payoff	11,600	13,600	12,400	12,400
1040	Vacation Payoff	2,300	2,700	2,400	2,400
1059	Residency Incentive	12,295	12,000	13,000	13,000
1101	Retirement	62,974	67,600	76,100	76,100
1201	Workers' Compensation	3,200	4,100	4,100	4,100
1300	Employee Group Insurance	29,500	29,600	30,000	30,000
1318	Medicare Insurance	3,562	3,500	3,700	3,700
	Subtotal	521,630	550,300	607,500	607,500
Maintenance and Operations					
2011	Training, Travel and Dues	39,539	39,100	41,200	41,200
2024	Electricity	600	800	600	600
2027	Water	30	50	50	50
2031	Telephone	1,089	1,200	1,100	1,100
2101	Materials and Supplies	2,609	12,800	8,300	8,300
2170	General Insurance	5,200	5,700	5,700	5,700
2222	Repairs and Maint. Other		1,300	1,300	1,300
2281	Printing		700	700	700
2401	Contractual Services	29,944	61,700	36,700	36,700
	Subtotal	79,011	123,350	95,650	95,650
Capital Outlay					
5408	(R) Personal Computer	*(Prior Years' Capital Outlay shown in Total Only)*		1,900	1,900
	Subtotal	1,448	0	1,900	1,900
	Grand Total	**$602,089**	**$673,650**	**$705,050**	**$705,050**

City Manager Position Summary

Position Title	No. of Positions			Salaries		
	Adopted Budget 2006-07	Dept. Request 2007-08	Adopted Budget 2007-08	Adopted Budget 2006-07	Department Request 2007-08	Adopted Budget 2007-08
City Manager	1	1	1	$188,300	$220,500	$220,500
Assistant City Manager	1	1	1	158,300	169,700	169,700
Executive Assistant		1	1		75,600	75,600
Secretary to City Manager	1			70,600		
TOTAL	3	3	3	$417,200	$465,800	$465,800

City Clerk

General Fund/1301

Account No.	Account Title	Actual Expenditures 2005-06	Adopted Budget 2006-07	Department Request 2007-08	Adopted Budget 2007-08
Salaries and Wages					
1001	Salaries, Full Time	$139,251	$157,900	$171,200	$171,200
1003	Salaries, Part Time	7,090	8,000	8,400	8,400
1006	Salaries, Overtime	4,098	6,100	6,500	6,500
1038	Sick Leave Payoff	5,700	5,800	6,000	6,000
1040	Vacation Payoff	3,400	5,400	4,200	4,200
1101	Retirement	18,731	25,600	28,000	28,000
1103	P.A.R.S. Retirement	266	300	300	300
1201	Workers' Compensation	1,300	1,600	1,500	1,500
1300	Employee Group Insurance	16,000	16,000	20,000	20,000
1318	Medicare Insurance	2,137	2,500	2,700	2,700
	Subtotal	197,972	229,200	248,800	248,800
Maintenance and Operations					
2011	Training, Travel and Dues	5,991	5,800	7,000	6,000
2024	Electricity	600	800	600	600
2027	Water	30	50	50	50
2031	Telephone	1,030	700	1,100	1,100
2101	Materials and Supplies	9,287	10,000	11,100	11,100
2170	General Insurance	2,004	2,200	2,100	2,100
2222	Repairs and Maint. Other	8,263	8,800	8,800	8,800
2281	Printing	4,836	9,300	9,300	9,300
2302	Legal Advertising	3,885	9,400	9,400	9,400
2401	Contractual Services	61,506	45,200	5,000	2,000
	Subtotal	97,433	92,250	54,450	50,450
Capital Outlay					
5408	(A) Personal Computer	*(Prior Years' Capital Outlay shown in Total Only)*		2,700	2,400
5408	(A) Network Connection			4,000	1,600
	Subtotal	2,310	0	6,700	4,000
Special Programs					
8300	Scanning Project Programming	19,647			
	Subtotal	19,647	0	0	0
	Grand Total	**$317,362**	**$321,450**	**$309,950**	**$303,250**

City Clerk Position Summary

Position Title	No. of Positions			Salaries		
	Adopted Budget 2006-07	Dept. Request 2007-08	Adopted Budget 2007-08	Adopted Budget 2006-07	Department Request 2007-08	Adopted Budget 2007-08
City Clerk	1	1	1	$101,900	$109,000	$109,000
Deputy City Clerk	1	1	1	56,000	59,300	59,300
Assignment Pay					2,900	2,900
TOTAL	2	2	2	$157,900	$171,200	$171,200

City Treasurer

General Fund/1401

Account No.	Account Title	Actual Expenditures 2005-06	Adopted Budget 2006-07	Department Request 2007-08	Adopted Budget 2007-08
Salaries and Wages					
1001	Salaries, Full Time	$70,953	$71,800	$76,900	$76,900
1038	Sick Leave Payoff	2,200	2,500	2,700	2,700
1040	Vacation Payoff	400	500	400	400
1101	Retirement	11,233	11,600	12,600	12,600
1201	Workers' Compensation	600	700	700	700
1300	Employee Group Insurance	8,000	8,000	10,000	10,000
1318	Medicare Insurance	1,018	1,000	1,100	1,100
	Subtotal	94,404	96,100	104,400	104,400
Maintenance and Operations					
2011	Training, Travel and Dues	3,218	3,300	4,000	3,800
2024	Electricity	600	800	600	600
2027	Water	30	100	50	50
2031	Telephone	509	900	900	900
2101	Materials and Supplies	643	700	1,400	1,400
2170	General Insurance	900	900	900	900
2222	Repairs and Maint. Other	205	500	500	500
2401	Contractual Services	6,863	11,000	9,600	9,600
	Subtotal	12,968	18,200	17,950	17,750
Capital Outlay					
5408	(R) Personal Computer			2,400	1,900
	Subtotal	0	0	2,400	1,900
	Grand Total	**$107,372**	**$114,300**	**$124,750**	**$124,050**

City Treasurer Position Summary

Position Title	No. of Positions			Salaries		
	Adopted Budget 2006-07	Dept. Request 2007-08	Adopted Budget 2007-08	Adopted Budget 2006-07	Department Request 2007-08	Adopted Budget 2007-08
City Treasurer	0.625	0.625	0.625	$71,800	$76,900	$76,900
TOTAL	0.625	0.625	0.625	$71,800	$76,900	$76,900

City Attorney

General Fund/1501

Account No.	Account Title	Actual Expenditures 2005-06	Adopted Budget 2006-07	Department Request 2007-08	Adopted Budget 2007-08
Maintenance and Operations					
2401	Contractual Services	$391,248	$465,000	$530,000	$530,000
	Grand Total	**$391,248**	**$465,000**	**$530,000**	**$530,000**

Administrative Services Department

The Administrative Services Department is comprised of four divisions; Personnel, Information Technology, Finance and Non-Departmental. This department also provides technical support to all operating departments. There are 12.4 authorized positions, which are filled by 13 staff members. A description of services provided by each division is as follows:

Personnel – This division provides internal support to all operating departments. The division has 3.8 employees: a Personnel Officer, 1.8 Senior Personnel Specialists and a Senior Clerk. Responsibilities of the division include maintenance of personnel records for the City's 250 full-time and 220 part-time employees. It also includes responsibility for recruitment, selection, hiring and orientation of all new employees. Annually the division conducts approximately 50 recruitments, reviews more than 2,500 applications and processes approximately 1,400 Personnel Action Forms. Personnel also manages employee training and development programs; administers the City's compensation, classification and employee benefits programs; oversees equal employment opportunity programs; ensures compliance with State and Federal employment mandates; and coordinates employee safety and workers' compensation programs. Personnel is also responsible for the interpretation and implementation of the Memoranda of Understanding and Personnel Rules and Regulations with employee bargaining units. Staff support is provided to the Personnel Board.

Information Technology - This division provides information technology support for the City's internal computer network, including the operation, maintenance and repair of network hardware and client workstations. Primary responsibilities include the following: day-to-day network center operation, including the provision of a safe and secure environment for centralized data libraries and equipment; maintenance of documentation for hardware and software components: routine installation, troubleshooting and repair for servers, hubs, cabling, personal computers and related peripherals; formulation and review of client/server procedures, software platforms and the acquisition of assets to ensure overall systems compatibility and the maintenance of a technologically unified workforce; provide city-wide coordination for compatible and cohesive data formats and general implementation assistance of information technology to other city departments. This division also manages the City's web site. Staff support is provided to the Techcomm Committee.

Finance - This division performs all finance, accounting, business licensing and cashiering functions for the City. It also prepares and monitors the City's annual budget. Primary responsibilities include the following: daily processing of accounts payable, accounts receivable, fixed assets and payroll. This division is also responsible for the daily processing of payments to the City, in-coming and out-going mail and the issuing of 13,000 parking permits biannually. Annually, the division issues more than 9,600 payroll and 8,000 vendor checks. The division also provides accounting for approximately $68 million in revenues and approximately $68 million in expenditures, and coordinates inventory of the City's general fixed assets. In addition, the division is responsible for closing the City's financial records at year-end and the computation, review and placement of assessments for sewer, solid waste management and weed abatement on the County of Orange Tax Roll. An annual audit by an independent certified public accountant is administered and financed through this division's contractual service account.

Non-Departmental - This division includes city-wide costs, such as for telephone maintenance, stationary, postage and other city-wide projects. These costs have been centralized for budgetary purposes. Additionally, costs to administer the general obligation debt issued to purchase the Laguna Laurel open space are included in this division.

Major Initiatives:

- Continue to focus on workers' compensation program improvements through claim management and department training with a goal of reducing work related injuries and lost time.
- Improve the availability of City financial information to City's staff and to the public through the new financial system.

The chart below shows the budget structure of the Administrative Services Department. The numbers below each division indicate the pages that follow in which a more detailed budget can be found:

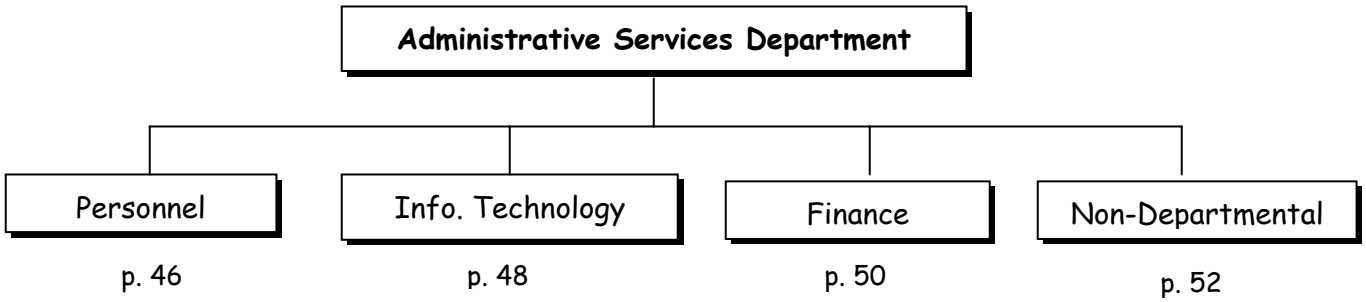

Administrative Services Department
Budget Summary

All Divisions

Division	MAJOR CATEGORY OF EXPENDITURE					Division Total
	Salaries & Wages	Maint. & Operations	Capital Outlay	Special Programs	Capital Projects	
Personnel	$380,000	$116,350	$2,000	$79,700		**$578,050**
Information Technology	265,900	91,250	106,200			**$463,350**
Finance	755,400	160,900				**$916,300**
Non-Departmental	569,400	1,219,700		6,300		**$1,795,400**
Department Total	**$1,970,700**	**$1,588,200**	**$108,200**	**$86,000**	**$0**	**$3,753,100**

Summary By Division Total

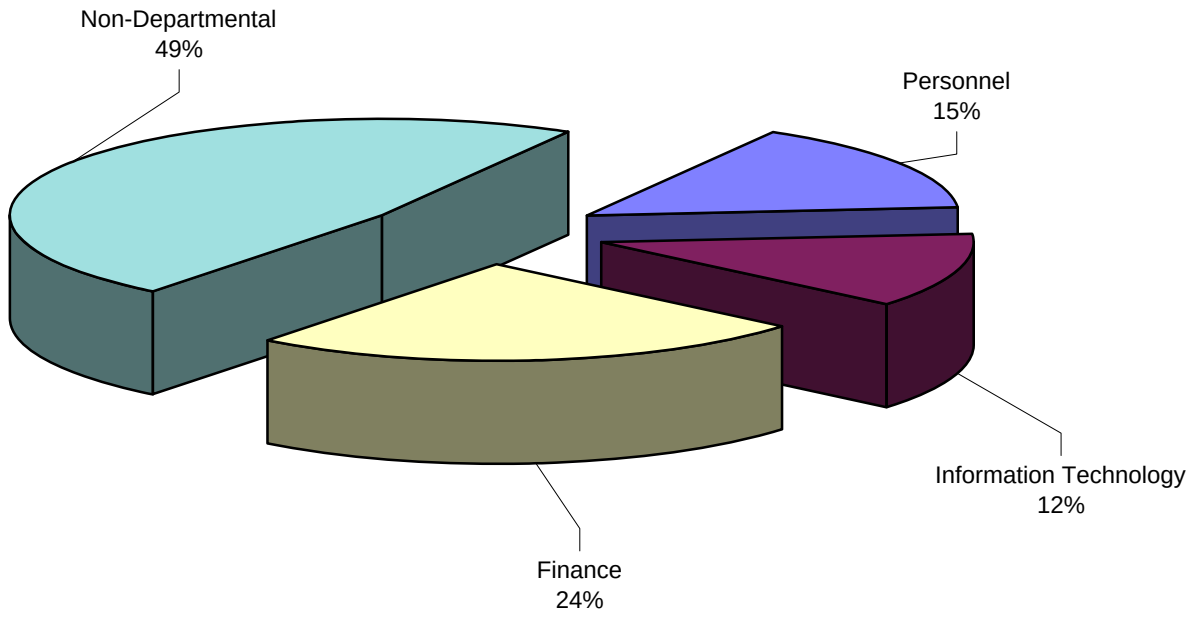

Administrative Services Department
Budget Detail

All Divisions

Account No.	Account Title	Actual Expenditures 2005-06	Adopted Budget 2006-07	Department Request 2007-08	Adopted Budget 2007-08
Salaries and Wages					
1001	Salaries, Full Time	$1,072,152	$1,299,600	$1,442,000	$1,442,000
1003	Salaries, Part Time	24,991	45,500	41,100	41,100
1006	Salaries, Overtime	6,446	19,400	20,000	20,000
1009	Salaries, Redistributed	(23,100)	3,600	(25,700)	(25,700)
1011	Salary Equity Adjustment		177,700	55,600	55,600
1038	Sick Leave Payoff	13,838	13,500	12,500	12,500
1040	Vacation Payoff	10,700	13,900	13,300	13,300
1101	Retirement	136,278	226,200	254,700	254,700
1103	P.A.R.S. Retirement	937	1,700	1,500	1,500
1201	Workers' Compensation	17,900	19,700	11,900	11,900
1300	Employee Group Insurance	99,200	99,200	124,000	124,000
1318	Medicare Insurance	12,379	17,800	19,800	19,800
	Subtotal	1,371,721	1,937,800	1,970,700	1,970,700
Maintenance and Operations					
2011	Training, Travel and Dues	15,437	16,500	18,100	17,800
2024	Electricity	3,000	4,000	3,400	3,400
2027	Water	121	200	200	200
2031	Telephone	5,604	6,700	6,200	6,200
2101	Materials and Supplies	34,466	43,600	49,600	49,600
2150	Rents and Leases	28,081	30,200	32,800	32,800
2170	General Insurance	11,300	12,600	12,700	12,700
2222	Repairs and Maint. Other	80,698	69,100	34,200	34,200
2281	Printing	8,146	17,400	17,500	17,500
2302	Legal Advertising	17,386	30,000	30,000	30,000
2401	Contractual Services	168,125	183,300	178,300	187,300
2432	Postage	37,228	45,000	48,600	48,600
2501	Bond Principal	1,210,698	1,255,000	1,310,000	1,310,000
2521	Bond Interest	408,356	359,100	307,800	307,800
2804	Costs Redistributed	(388,900)	(424,700)	(474,400)	(469,900)
	Subtotal	1,639,745	1,648,000	1,575,000	1,588,200
Capital Outlay					
5408	Office Furniture & Equipment	12,870	17,300	8,200	2,000
5622	Other Equipment	4,800	40,500	79,200	106,200
	Subtotal	17,670	57,800	87,400	108,200
Special Programs					
	Special Programs	104,315	51,500	51,000	86,000
	Open Space Acquisition	624,883			
	Subtotal	729,198	51,500	51,000	86,000
	Grand Total	**$3,758,334**	**$3,695,100**	**$3,684,100**	**$3,753,100**

Administrative Services Department
Position Summary

All Divisions

Position Title	No. of Positions			Salaries		
	Adopted Budget 2006-07	Dept. Request 2007-08	Adopted Budget 2007-08	Adopted Budget 2006-07	Department Request 2007-08	Adopted Budget 2007-08
Director of Administrative Services	1	1	1	$151,000	$161,600	$161,600
Finance Officer	1	1	1	124,700	133,400	133,400
Personnel Officer	1	1	1	114,300	122,500	122,500
Accountant	1	1	1	69,200	73,400	73,400
Accounting Technician	0.6	0.6	0.6	36,800	39,000	39,000
Computer Network Administrator	1	1	1	95,200	100,900	100,900
Information System Specialist	1	1	1	83,700	88,800	88,800
Sr. Personnel Specialists	1.8	1.8	1.8	105,300	116,100	116,100
Senior Account Clerk	1	1	1	53,000	56,100	56,100
Senior Clerks	3	3	3	116,400	125,700	125,700
Non-Departmental				350,000	419,300	419,300
Medical Coverage Waiver					5,200	5,200
TOTAL	12.4	12.4	12.4	$1,299,600	$1,442,000	$1,442,000

Personnel Division

Account No.	Account Title	Actual Expenditures 2005-06	Adopted Budget 2006-07	Department Request 2007-08	Adopted Budget 2007-08
Salaries and Wages					
1001	Salaries, Full Time	$230,842	$263,000	$281,200	$281,200
1003	Salaries, Part Time	3,932			
1006	Salaries, Overtime	48			
1038	Sick Leave Payoff	3,538	2,500	1,300	1,300
1040	Vacation Payoff	3,700	6,500	7,000	7,000
1101	Retirement	38,090	42,600	46,000	46,000
1103	P.A.R.S. Retirement	147			
1201	Workers' Compensation	1,900	2,300	2,400	2,400
1300	Employee Group Insurance	30,400	30,400	38,000	38,000
1318	Medicare Insurance	3,315	3,800	4,100	4,100
	Subtotal	315,912	351,100	380,000	380,000
Maintenance and Operations					
2011	Training, Travel and Dues	4,508	4,300	5,300	5,000
2024	Electricity	600	800	600	600
2027	Water	30	50	50	50
2031	Telephone	1,019	1,500	1,300	1,300
2101	Materials and Supplies	11,099	11,300	12,400	12,400
2170	General Insurance	3,000	3,300	3,400	3,400
2222	Repairs and Maint. Other		400	400	400
2281	Printing	796	1,900	1,900	1,900
2302	Legal Advertising	17,386	30,000	30,000	30,000
2401	Contractual Services	36,953	50,300	52,300	61,300
	Subtotal	75,391	103,850	107,650	116,350
Capital Outlay					
5408	(R) Personal Computer			1,900	
5408	(A) Laptop Computer			2,000	2,000
	Subtotal	0	0	3,900	2,000
Special Programs					
8000	DMV Requirements	2,200	2,200	2,200	2,200
8031	Educational Reimbursement	10,851	20,000	20,000	20,000
8039	Employee Training	21,265	23,000	23,800	23,000
8810	Customer Services Enhancements				34,500
	Subtotal	34,316	45,200	46,000	79,700
	Grand Total	**$425,620**	**$500,150**	**$537,550**	**$578,050**

Personnel Division Position Summary

Position Title	No. of Positions			Salaries		
	Adopted Budget 2006-07	Dept. Request 2007-08	Adopted Budget 2007-08	Adopted Budget 2006-07	Department Request 2007-08	Adopted Budget 2007-08
Personnel Officer	1	1	1	$114,300	$122,500	$122,500
Sr. Personnel Specialists	1.8	1.8	1.8	105,300	116,100	116,100
Senior Clerk	1	1	1	43,400	42,600	42,600
TOTAL	3.8	3.8	3.8	$263,000	$281,200	$281,200

Information Technology Services

Administrative Services
General Fund 1603

Account No.	Account Title	Actual Expenditures 2005-06	Adopted Budget 2006-07	Department Request 2007-08	Adopted Budget 2007-08
Salaries and Wages					
1001	Salaries, Full Time	$170,712	$178,900	$189,700	$189,700
1006	Salaries, Overtime	3,930	15,700	15,900	15,900
1038	New Sick Leave Payoff	2,900	3,600	4,900	4,900
1040	Vacation Payoff	1,500	1,200	1,100	1,100
1101	Retirement	27,840	29,000	31,000	31,000
1201	Workers' Compensation	1,300	1,800	1,800	1,800
1300	Employee Group Insurance	16,000	16,000	20,000	20,000
1318	Medicare Insurance	1,212	1,400	1,500	1,500
	Subtotal	225,394	247,600	265,900	265,900
Maintenance and Operations					
2011	Training, Travel and Dues	3,812	2,000	2,000	2,000
2024	Electricity	600	1,000	900	900
2027	Water	30	50	50	50
2031	Telephone	509	1,200	800	800
2101	Materials and Supplies	4,500	8,000	12,000	12,000
2150	Rents and Leases	27,305	29,400	32,000	32,000
2170	General Insurance	2,100	2,500	2,500	2,500
2222	Repairs and Maint. Other	73,200	66,000	31,000	31,000
2401	Contractual Services	10,200	28,000	10,000	10,000
	Subtotal	122,257	138,150	91,250	91,250
Capital Outlay					
5622	(A) Firewall & Router for IPS			17,500	17,500
5622	(A) Internet Surf Control Software			10,000	10,000
5622	(A) Two Servers/Control & Spam	*(Prior Years' Capital Outlay shown in Total Only)*		15,200	15,200
5622	(A) Spam Filtering Software			7,500	7,500
5622	(R) Call Pilot Voice Mail Software			25,000	52,000
5622	(R) Spyware Software			4,000	4,000
	Subtotal	4,800	40,500	79,200	106,200
	Grand Total	**$352,451**	**$426,250**	**$436,350**	**$463,350**

Information Technology Division Position Summary

Position Title	No. of Positions			Salaries		
	Adopted Budget 2006-07	Dept. Request 2007-08	Adopted Budget 2007-08	Adopted Budget 2006-07	Department Request 2007-08	Adopted Budget 2007-08
Computer Network Admin.	1	1	1	$95,200	$100,900	$100,900
Information System Specialist	1	1	1	83,700	88,800	88,800
TOTAL	2	2	2	$178,900	$189,700	$189,700

Finance Division

Administrative Services
General Fund 1701

Account No.	Account Title	Actual Expenditures 2005-06	Adopted Budget 2006-07	Department Request 2007-08	Adopted Budget 2007-08
Salaries and Wages					
1001	Salaries, Full Time	$485,832	$507,700	$551,800	$551,800
1003	Salaries, Part Time	21,058	45,500	41,100	41,100
1006	Salaries, Overtime	2,468	3,700	4,100	4,100
1009	Salaries, Redistributed	(23,100)	(25,200)	(25,700)	(25,700)
1038	Sick Leave Payoff	7,400	7,400	6,300	6,300
1040	Vacation Payoff	5,500	6,200	5,200	5,200
1101	Retirement	78,230	82,300	89,300	89,300
1103	P.A.R.S. Retirement	790	1,700	1,500	1,500
1201	Workers' Compensation	14,700	15,600	7,700	7,700
1300	Employee Group Insurance	52,800	52,800	66,000	66,000
1318	Medicare Insurance	6,827	7,500	8,100	8,100
	Subtotal	652,505	705,200	755,400	755,400
Maintenance and Operations					
2011	Training, Travel and Dues	7,116	10,200	10,800	10,800
2024	Electricity	1,800	2,200	1,900	1,900
2027	Water	60	100	100	100
2031	Telephone	4,075	4,000	4,100	4,100
2101	Materials and Supplies	5,729	6,100	7,000	7,000
2150	Rents and Leases	776	800	800	800
2170	General Insurance	6,200	6,800	6,800	6,800
2222	Repairs and Maint. Other	4,339	2,700	2,800	2,800
2281	Printing	7,350	15,500	15,600	15,600
2401	Contractual Services	119,665	100,000	111,000	111,000
	Subtotal	157,111	148,400	160,900	160,900
Capital Outlay					
5408	(R) Two Personal Computers	*(Prior Years' Capital Outlay shown in Total Only)*		4,300	
	Subtotal	2,946	17,300	4,300	0
Special Programs					
8307	New Accounting System	64,868			
	Subtotal	64,868	0	0	0
	Grand Total	**$877,430**	**$870,900**	**$920,600**	**$916,300**

Finance Division Position Summary

Position Title	No. of Positions			Salaries		
	Adopted Budget 2006-07	Dept. Request 2007-08	Adopted Budget 2007-08	Adopted Budget 2006-07	Department Request 2007-08	Adopted Budget 2007-08
Director of Administrative Services	1	1	1	$151,000	$161,600	$161,600
Finance Officer	1	1	1	124,700	133,400	133,400
Accountant	1	1	1	69,200	73,400	73,400
Accounting Technician	0.6	0.6	0.6	36,800	39,000	39,000
Senior Account Clerk	1	1	1	53,000	56,100	56,100
Senior Clerk	2	2	2	73,000	83,100	83,100
Medical Coverage Waiver					5,200	5,200
TOTAL	6.6	6.6	6.6	$507,700	$551,800	$551,800

Non-Departmental Division

Administrative Services
General Fund/1781

Account No.	Account Title	Actual Expenditures 2005-06	Adopted Budget 2006-07	Department Request 2007-08	Adopted Budget 2007-08
Salaries and Wages					
1001	Salaries, Full Time	$184,766	$350,000	$419,300	$419,300
1009	Salaries, Redistributed		28,800		
1011	Salary Equity Adjustment		177,700	55,600	55,600
1101	Retirement	(7,881)	72,300	88,400	88,400
1318	Medicare Insurance	1,024	5,100	6,100	6,100
	Subtotal	177,909	633,900	569,400	569,400
Maintenance and Operations					
2101	Materials and Supplies	13,138	18,200	18,200	18,200
2222	Repairs and Maint. Other	3,159			
2401	Contractual Services*	1,306	5,000	5,000	5,000
2432	Postage	37,228	45,000	48,600	48,600
2501	Bond Principal*	1,210,698	1,255,000	1,310,000	1,310,000
2521	Bond Interest*	408,356	359,100	307,800	307,800
2804	Costs Redistributed	(388,900)	(424,700)	(474,400)	(469,900)
	Subtotal	1,284,986	1,257,600	1,215,200	1,219,700
Capital Outlay					
5408	Office Furniture & Equipment	9,924			
	Subtotal	9,924	0	0	0
Special Programs					
8204	LAFCO Funding	3,552	5,000	5,000	5,000
8407	So. Coast Medical Center Study	340			
8703	OC Demograpic Research	1,239	1,300		1,300
	Subtotal	5,131	6,300	5,000	6,300
Capital Improvements					
9374	Open Space Acquisition**	624,883			
	Subtotal	624,883	0	0	0
	Grand Total	**$2,102,833**	**$1,897,800**	**$1,789,600**	**$1,795,400**

* *Funded from Laguna Laurel Debt Service Fund.*

** *Funded from Open Space Fund.*

Police Department

The Police Department's budget is organized into five activities and provides general law enforcement services, including animal control. There are 86 positions, 49 of which are sworn personnel. In addition, the department utilizes 10 reserve officers, 24 community volunteers, 8 police explorers, and 8 seasonal positions during the summer months. The following is a description of the services provided by each division:

Support Services - This division provides technical support functions for the department as a whole, in addition to the management of records, facility maintenance, purchasing, computer systems, planning and research, public safety communications (Police, Fire and Marine Safety-during the winter months), parking services, vehicle maintenance, trustee program, jail operations and statistical services. The most critical responsibility involves the Public Safety Communications Section staffed by ten full-time dispatchers and one part-time dispatcher. These highly trained personnel process emergency and non-emergency police activities, which totaled more than 48,000 in 2005. The records section is staffed by five civilians and is assisted by the department's Citizen's on Patrol (volunteers) staff. The records section is responsible for assisting the public at the business counter, processing reports, compiling statistical information pursuant to local, state and federal mandates, preparation of court documents and all citations. The Support Services division also handles fleet maintenance for 37 vehicles, processes the departmental payroll and co-manages the parking enforcement program.

Field Services - This division consists primarily of uniformed field personnel responsible for enforcement of municipal, state and federal laws. The Patrol Section, with its twenty-five field officers, is the main response team for calls for service. Officers are responsible for a specific area and respond to calls, patrol trouble spots, and document incidents in that area. The Traffic Unit with four motorcycle officers supports the patrol officers' duties. They investigate complex traffic collisions, enforce traffic violations, and are used as normal beat officers as deployment demands increase. Reserve officers, police explorers and volunteers perform many duties which would otherwise be assigned to full time employees. Seven sergeants are assigned to Field Services as watch commanders and one as the traffic unit supervisor.

Investigative Services - This division is responsible for investigation of crimes, internal affairs, property/evidence, background investigations of new employees, forensic services, city wide emergency preparedness, court liaison duties and processing/monitoring of special permits (e.g., taxi and tow yard, etc.). Staffing consists of nine sworn and four civilian personnel, all of whom are involved in multi-faceted criminal investigations. The division also handles several administrative assignments. The Neighborhood Watch Program develops preventive measures to reduce crime in the community and provides safety programs to our schools. The D.A.R.E. program works closely with youth in the classroom to instill resistance to addictive behavior. The CSP Youth Diversion Program provides a diversion alternative to the juvenile justice system by allowing minor juvenile indiscretions to be handled at a local informal level. Division personnel also supplant field operations as increased service demands dictate.

Animal Services Section - Under the auspices of the Field Services Division and with three full time personnel and approximately 43 volunteers, the Animal Shelter cares for more than 400 impounded animals each year. In addition, three animal services officers enforce animal regulations within Laguna Beach and the community of Laguna Woods. The staff in this section also licenses more than 4,000 animals, oversees the City's dog park and assists with the rehabilitation and release of injured wild animals and birds.

Parking Enforcement - Under both Field and Support Services Divisions, this unit has five full-time personnel and two part-time summer enforcement officers, as well as support staff who are responsible for processing more than 42,000 parking citations per year and for collection of fines. The officers enforce all parking regulations, remove traffic hazards, monitor abandoned vehicles, etc. All parking personnel are equipped and trained to provide immediate field support during major incidents, disasters and traffic/crowd control situations.

The chart below shows the budget structure of the Police Department. The numbers below each division indicate the pages that follow in which a more detailed budget can be found:

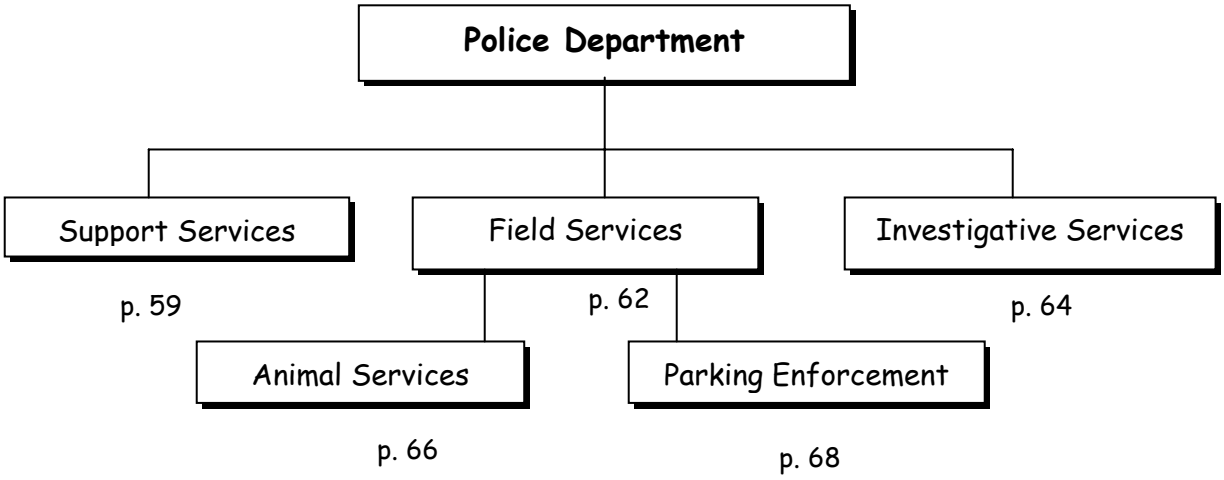

Police Department
Budget Summary

All Divisions

Division	MAJOR CATEGORY OF EXPENDITURE					Division Total
	Salaries & Wages	Maint. & Operations	Capital Outlay	Special Programs	Capital Projects	
Support Services	$2,239,400	$448,000	$119,200	$2,300		**$2,808,900**
Field Services	6,066,600	418,100	94,500			**$6,579,200**
Investigative Services	1,607,800	182,900	12,800	30,000		**$1,833,500**
Animal Services	482,700	114,800		5,000		**$602,500**
Parking Enforcement	625,500	163,700				**$789,200**
Department Total	**$11,022,000**	**$1,327,500**	**$226,500**	**$37,300**	**$0**	**$12,613,300**

Summary By Division Total

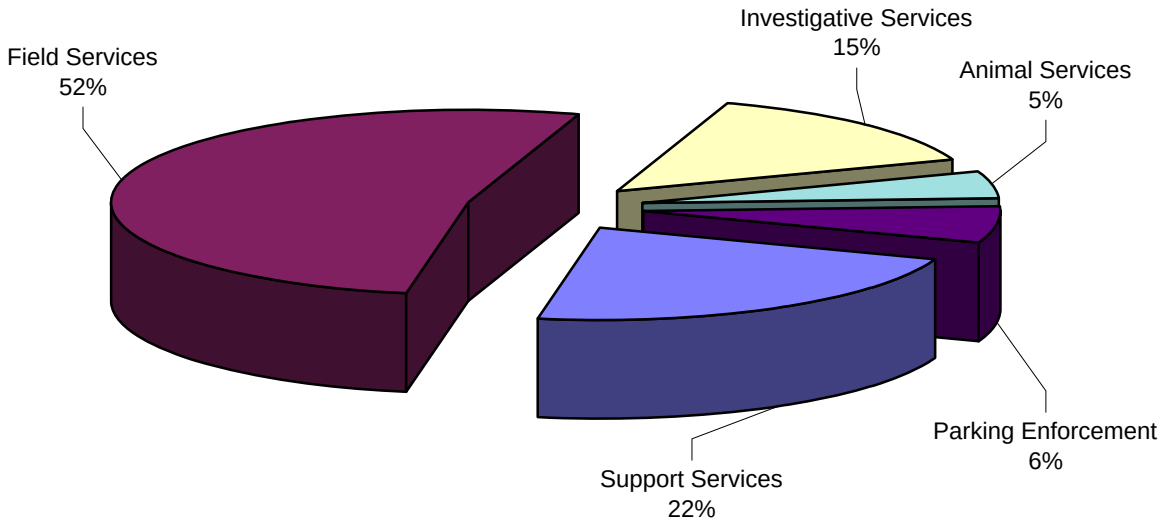

Police Department
Budget Detail

All Divisions

Account No.	Account Title	Actual Expenditures 2005-06	Adopted Budget 2006-07	Department Request 2007-08	Adopted Budget 2007-08
Salaries and Wages					
1001	Salaries, Full Time	5,443,785	$5,996,600	$6,645,100	$6,645,100
1003	Salaries, Part Time	152,005	193,000	207,400	207,400
1006	Salaries, Overtime	416,293	383,500	417,500	417,500
1009	Salaries, Redistributed		(6,200)		
1011	Salary Equity Adjustment			7,900	7,900
1038	Sick Leave Payoff	109,015	99,900	132,700	132,700
1040	Vacation Payoff	107,600	110,100	131,000	131,000
1042	Comp Time Payoffs	7,285	3,800	3,000	3,000
1053	Holiday Allowance	123,744	119,800	136,400	136,400
1101	Retirement	1,220,681	1,376,100	1,563,900	1,563,900
1103	P.A.R.S. Retirement	5,699	7,200	7,700	7,700
1201	Workers' Compensation	933,800	857,100	894,100	818,400
1300	Employee Group Insurance	688,000	688,000	861,200	861,200
1318	Medicare Insurance	66,958	80,000	89,800	89,800
	Subtotal	9,274,865	9,908,900	11,097,700	11,022,000
Maintenance and Operations					
2001	Uniforms and Laundry	51,683	48,600	53,900	52,900
2011	Training, Travel and Dues	8,912	22,300	35,100	28,200
2021	Natural Gas	7,019	6,500	7,000	7,000
2024	Electricity	28,217	33,700	28,900	28,900
2027	Water	9,952	11,900	9,800	9,800
2031	Telephone	67,261	85,100	89,800	89,800
2051	Gas and Lubrications	101,536	106,700	119,800	119,800
2101	Materials and Supplies	92,882	102,300	105,300	105,300
2150	Rents and Leases	182,979	204,900	206,900	206,900
2170	General Insurance	128,400	126,500	135,900	127,700
2201	Repairs and Maint. Auto.	98,578	103,900	94,800	94,800
2222	Repairs and Maint. Other	82,819	87,400	84,300	84,300
2281	Printing	22,956	28,800	22,100	22,100
2401	Contractual Services	188,964	213,600	367,000	350,000
2432	Postage	13,581	8,900		
	Subtotal	1,085,738	1,191,100	1,360,600	1,327,500

Police Department
Budget Detail (Con't)

All Divisions

Account No.	Account Title	Actual Expenditures 2005-06	Adopted Budget 2006-07	Department Request 2007-08	Adopted Budget 2007-08
Capital Outlay					
5408	Office Furniture & Equipment	7,913	50,600	44,200	14,200
5622	Other Equipment	14,711	446,700	242,200	212,300
	Subtotal	22,624	497,300	286,400	226,500
Special Programs					
	Special Programs	96,153	52,000	63,300	37,300
	Subtotal	96,153	52,000	63,300	37,300
	Grand Total	**$10,479,380**	**$11,649,300**	**$12,808,000**	**$12,613,300**

Police Department
Position Summary

All Divisions

Position Title	No. of Positions			Salaries		
	Adopted Budget 2006-07	Dept. Request 2007-08	Adopted Budget 2007-08	Adopted Budget 2006-07	Department Request 2007-08	Adopted Budget 2007-08
Police Chief	1	1	1	$151,000	$161,600	$161,600
Police Captains	3	3	3	374,100	400,200	400,200
Information System Specialist		1	1		88,700	88,700
Police Sergeants	9	9	9	855,800	927,700	927,700
Police Officers II	6	12	12	475,600	1,085,100	1,085,100
Investigators	7	7	7	519,000	560,600	560,600
Police Officers	23	17	17	1,605,700	1,307,800	1,307,800
Dispatchers	7	5	5	373,300	281,300	281,300
Senior Dispatchers	3	5	5	186,500	342,700	342,700
Senior Records Clerks	1			49,200		
Records Clerks	6	6	6	250,100	275,600	275,600
Administrative Secretary	1	1	1	56,000	59,300	59,300
Division Supervisor	1	1	1	124,900	100,900	100,900
Supply Clerk	1	1	1	43,600	50,900	50,900
Administrative Clerk	1	1	1	48,000	52,100	52,100
Comm. Serv. Officers I	3	3	3	158,900	168,400	168,400
Senior Clerk	1	1	1	45,900	48,700	48,700
Kennel Manager	1	1	1	53,000	56,100	56,100
Animal Serv. Officers	3	3	3	153,100	164,700	164,700
Kennel Aides	2	2	2	91,800	97,400	97,400
Parking Control Officers	5	5	5	232,400	251,000	251,000
Computer Operator	1	1	1	53,000	56,100	56,100
Education Incentive				74,700	85,100	85,100
Bilingual Pay				5,400	4,500	4,500
Uniform Pay				9,600	10,800	10,800
Medical Coverage Waiver				6,000	7,800	7,800
TOTAL	86	86	86	$5,996,600	$6,645,100	$6,645,100

Support Services Division

Police Department
General Fund/2101

Account No.	Account Title	Actual Expenditures 2005-06	Adopted Budget 2006-07	Department Request 2007-08	Adopted Budget 2007-08
Salaries and Wages					
1001	Salaries, Full Time	$1,147,300	$1,321,800	$1,501,400	$1,501,400
1003	Salaries, Part Time	14,538	31,500	33,100	33,100
1006	Salaries, Overtime	74,229	46,900	51,300	51,300
1009	Salaries, Redistributed	(95,600)	(104,300)	(106,500)	(106,500)
1038	Sick Leave Payoff	15,124	11,000	39,400	39,400
1040	Vacation Payoff	12,500	13,500	32,100	32,100
1042	Comp Time Payoffs	900		300	300
1053	Holiday Allowance	17,111	22,800	25,000	25,000
1101	Retirement	210,803	252,600	288,900	288,900
1103	P.A.R.S. Retirement	541	1,200	1,200	1,200
1201	Workers' Compensation	123,000	124,800	144,900	132,800
1300	Employee Group Insurance	168,000	168,000	220,000	220,000
1318	Medicare Insurance	14,733	17,900	20,400	20,400
	Subtotal	1,703,180	1,907,700	2,251,500	2,239,400
Maintenance and Operations					
2001	Uniforms and Laundry	5,160	5,200	6,000	6,000
2011	Training, Travel and Dues	2,836	9,300	14,400	14,400
2024	Electricity	24,597	29,800	25,300	25,300
2027	Water	1,430	1,400	1,300	1,300
2031	Telephone	59,435	74,600	80,100	80,100
2051	Gas and Lubrications	6,972	5,700	8,300	8,300
2101	Materials and Supplies	31,813	39,000	40,600	40,600
2150	Rents and Leases	21,402	18,700	18,700	18,700
2170	General Insurance	27,500	31,800	16,700	16,700
2201	Repairs and Maint. Auto.	3,768	5,500	5,500	5,500
2222	Repairs and Maint. Other	61,531	65,500	63,800	63,800
2281	Printing	6,274	11,000	11,000	11,000
2401	Contractual Services	106,032	114,000	176,300	156,300
	Subtotal	358,752	411,500	468,000	448,000

Support Services Division (cont.)

Account No.	Account Title	Actual Expenditures 2005-06	Adopted Budget 2006-07	Department Request 2007-08	Adopted Budget 2007-08
Capital Outlay					
5408	(R) Desks			18,000	12,000
5408	(R) Eight Personal Computers			16,000	
5622	(A) Intergraph to LiveScan Interface	*(Prior Years' Capital Outlay shown in Total Only)*		35,000	35,000
5622	(R) Network Upgrade			90,000	70,000
5408	(R) Multi-Function Printer/Scanner			2,200	2,200
5408	(R) Four Notebook Computers			8,000	
	Subtotal	22,624	435,000	169,200	119,200
Special Programs					
8061	O. C. Human Relations Comm.	2,000	2,000	2,300	2,300
8345	Police Network Infrastructure	7,409			
8405	LLEBG 2001-Tech. Equipment	950			
8406	CLEEP 2002-Tech. Equipment	10,447			
	Subtotal	20,806 *	2,000	2,300	2,300
	Grand Total	**$2,105,362**	**$2,756,200**	**$2,891,000**	**$2,808,900**

** Partly or fully funded by a police grant in the Special Revenue and Grants Fund.*

Support Services Position Summary

Position Title	No. of Positions			Salaries		
	Adopted Budget 2006-07	Dept. Request 2007-08	Adopted Budget 2007-08	Adopted Budget 2006-07	Department Request 2007-08	Adopted Budget 2007-08
Police Chief	1	1	1	$151,000	$161,600	$161,600
Police Captain	1	1	1	$124,700	133,400	133,400
Division Supervisor	1	1	1	124,900	100,900	100,900
Information System Specialist		1	1		88,700	88,700
Dispatchers	7	5	5	373,300	281,300	281,300
Sr. Dispatchers	3	5	5	186,500	342,700	342,700
Records Clerks	5	5	5	210,000	228,700	228,700
Admin. Secretary	1	1	1	56,000	59,300	59,300
Administrative Clerk	1	1	1	48,000	52,100	52,100
Supply Clerk	1	1	1	43,600	50,900	50,900
Bilingual Pay				1,800	1,800	1,800
Medical Coverage Saver				2,000		
TOTAL	21	22	22	$1,321,800	$1,501,400	$1,501,400

Field Services Division

Police Department
General Fund/2102

Account No.	Account Title	Actual Expenditures 2005-06	Adopted Budget 2006-07	Department Request 2007-08	Adopted Budget 2007-08
Salaries and Wages					
1001	Salaries, Full Time	$2,726,572	$3,008,200	$3,403,400	$3,403,400
1003	Salaries, Part Time	101,890	128,200	139,300	139,300
1006	Salaries, Overtime	277,547 *	263,100	284,100	284,100
1009	Salaries, Redistributed	23,500	24,300	24,300	24,300
1038	Sick Leave Payoff	67,091	67,500	71,200	71,200
1040	Vacation Payoff	73,200	74,600	74,400	74,400
1042	Comp Time Payoffs	6,085	3,500	2,500	2,500
1053	Holiday Allowance	88,175	76,400	85,500	85,500
1101	Retirement	699,044	778,000	903,500	903,500
1103	P.A.R.S. Retirement	3,802	4,800	5,200	5,200
1201	Workers' Compensation	763,100	684,000	705,400	644,200
1300	Employee Group Insurance	304,000	304,000	380,000	380,000
1318	Medicare Insurance	35,916 *	43,300	49,000	49,000
	Subtotal	5,169,922	5,459,900	6,127,800	6,066,600
Maintenance and Operations					
2001	Uniforms and Laundry	36,862 *	35,600	38,100	38,100
2011	Training, Travel and Dues	2,442	4,400	4,700	4,700
2051	Gas and Lubrications	75,827	79,700	88,400	88,400
2101	Materials and Supplies	18,869	20,400	20,800	20,800
2150	Rents and Leases	108,356	126,300	127,400	127,400
2170	General Insurance	53,300	51,800	61,100	57,000
2201	Repairs and Maint. Auto.	72,885	80,000	71,000	71,000
2222	Repairs and Maint. Other	4,828	5,700	5,700	5,700
2281	Printing	1,118	2,400	2,400	2,400
2401	Contractual Services	2,659	2,200	2,600	2,600
	Subtotal	377,147	408,500	422,200	418,100
Capital Outlay					
5622	(R) Rifles, CAR A4 Carbine			20,000	20,000
5622	(A) Ten Rubber Bullet Launchers			20,000	20,000
5622	(A) Voice Response Software	*(Prior Years' Capital Outlay shown in Total Only)*		20,000	20,000
5622	(A) Semi-Automatic Handguns			30,000	30,000
5622	(A) Printers for Police Vehicles			4,500	4,500
	Subtotal	0	21,700	94,500	94,500
Special Programs					
8100	Canine Program	(1,000)			
8411	DOJ Grant	1,966			
8421	OTS DUI	26,119			
	Subtotal	27,085 *	0	0	0
	Grand Total	**$5,574,154**	**$5,890,100**	**$6,644,500**	**$6,579,200**

** Partly or fully funded by a police grant in the Special Revenue and Grants Fund.*

Field Services Position Summary

Position Title	No. of Positions			Salaries		
	Adopted Budget 2006-07	Dept. Request 2007-08	Adopted Budget 2007-08	Adopted Budget 2006-07	Department Request 2007-08	Adopted Budget 2007-08
Police Captain	1	1	1	$124,700	$133,400	$133,400
Police Sergeants	8	8	8	760,600	822,700	822,700
Police Officers II	6	12	12	475,600	1,085,100	1,085,100
Police Officers	23	17	17	1,605,700	1,307,800	1,307,800
Education Incentive				36,900	49,100	49,100
Bilingual Pay				2,700	2,700	2,700
Medical Coverage Waiver				2,000	2,600	2,600
TOTAL	38	38	38	$3,008,200	$3,403,400	$3,403,400

Investigative Services Division

Police Department
General Fund/2104

Account No.	Account Title	Actual Expenditures 2005-06	Adopted Budget 2006-07	Department Request 2007-08	Adopted Budget 2007-08
Salaries and Wages					
1001	Salaries, Full Time	$945,028	$993,100	$1,068,100	$1,068,100
1003	Salaries, Part Time	52			
1006	Salaries, Overtime	59,361	64,000	72,000	72,000
1038	Sick Leave Payoff	21,700	16,800	16,800	16,800
1040	Vacation Payoff	14,900	14,400	15,200	15,200
1042	Comp Time Payoffs	200			
1053	Holiday Allowance	9,510	12,500	17,300	17,300
1101	Retirement	205,766	234,600	259,700	259,700
1103	P.A.R.S. Retirement	5			
1201	Workers' Compensation	15,900	17,900	14,200	13,800
1300	Employee Group Insurance	104,000	104,000	131,200	131,200
1318	Medicare Insurance	10,190	12,600	13,700	13,700
	Subtotal	1,386,611	1,469,900	1,608,200	1,607,800
Maintenance and Operations					
2001	Uniforms and Laundry	3,960	3,500	5,500	4,500
2011	Training, Travel and Dues	3,634	7,500	14,900	8,000
2051	Gas and Lubrications	10,157	10,000	10,700	10,700
2101	Materials and Supplies	14,739	18,000	19,000	19,000
2150	Rents and Leases	17,620	22,500	23,100	23,100
2170	General Insurance	24,700	23,800	30,600	26,600
2201	Repairs and Maint. Auto.	9,540	8,500	9,500	9,500
2222	Repairs and Maint. Other	1,306	2,500	3,500	3,500
2281	Printing	1,962	3,000	3,000	3,000
2401	Contractual Services	43,489	55,300	72,000	75,000
	Subtotal	131,105	154,600	191,800	182,900
Capital Outlay					
5622	(A) Vehicle Tracking Device			3,300	3,300
5622	(R) Analog/Digital Repeater	*(Prior Years' Capital Outlay shown in Total Only)*		6,200	6,200
5622	(R) Analog/Digital Audio Repeater			3,300	3,300
5622	(A) Night Vision Glasses			4,200	
5622	(A) Cabinet for EOC			3,500	
5622	(R) Cell Phone Battery Transmitter			2,200	
	Subtotal	0	8,000	22,700	12,800
Special Programs					
8118	P.O.S.T. Reimb. Training	30,773	45,000	56,000	30,000
8244	D.A.R.E. Program	6,588			
	Subtotal	37,361	45,000	56,000	30,000
	Grand Total	**$1,555,077**	**$1,677,500**	**$1,878,700**	**$1,833,500**

Investigative Services Position Summary

Position Title	No. of Positions			Salaries		
	Adopted Budget 2006-07	Dept. Request 2007-08	Adopted Budget 2007-08	Adopted Budget 2006-07	Department Request 2007-08	Adopted Budget 2007-08
Police Captain	1	1	1	124,700	$133,400	$133,400
Police Sergeant	1	1	1	95,200	105,000	105,000
Investigators	7	7	7	519,000	560,600	560,600
Comm. Serv. Officer I	3	3	3	158,900	168,400	168,400
Senior Clerk	1	1	1	45,900	48,700	48,700
Education Incentive				37,800	36,000	36,000
Uniform Pay				9,600	10,800	10,800
Medical Coverage Waiver				2,000	5,200	5,200
TOTAL	13	13	13	$993,100	$1,068,100	$1,068,100

Animal Services Division

Police Department
General Fund/2201

Account No.	Account Title	Actual Expenditures 2005-06	Adopted Budget 2006-07	Department Request 2007-08	Adopted Budget 2007-08
Salaries and Wages					
1001	Salaries, Full Time	$280,724	$297,900	$318,200	$318,200
1003	Salaries, Part Time	18,732	19,500	20,500	20,500
1006	Salaries, Overtime	2,581	6,800	7,200	7,200
1038	Sick Leave Payoff	2,600	2,400	2,300	2,300
1040	Vacation Payoff	2,100	2,200	2,600	2,600
1053	Holiday Allowance	6,412	8,100	8,600	8,600
1101	Retirement	48,162	49,700	53,800	53,800
1103	P.A.R.S. Retirement	703	700	800	800
1201	Workers' Compensation	9,800	7,200	5,400	5,200
1300	Employee Group Insurance	48,000	48,000	60,000	60,000
1318	Medicare Insurance	2,960	3,300	3,500	3,500
	Subtotal	422,774	445,800	482,900	482,700
Maintenance and Operations					
2001	Uniforms and Laundry	1,905	1,800	1,800	1,800
2011	Training, Travel and Dues		300	300	300
2021	Natural Gas	7,019	6,500	7,000	7,000
2024	Electricity	3,619	3,900	3,600	3,600
2027	Water	8,521	10,500	8,500	8,500
2031	Telephone	2,583	4,500	4,300	4,300
2051	Gas and Lubrications	4,604	7,300	7,400	7,400
2101	Materials and Supplies	21,514	18,900	18,900	18,900
2150	Rents and Leases	14,300	17,600	16,600	16,600
2170	General Insurance	16,900	12,600	21,200	21,200
2201	Repairs and Maint. Auto.	6,266	4,800	4,800	4,800
2222	Repairs and Maint. Other	3,662	3,700	3,700	3,700
2281	Printing	4,108	1,600	1,600	1,600
2401	Contractual Services	10,775	12,600	15,100	15,100
	Subtotal	105,776	106,600	114,800	114,800
Special Programs					
8185	Estate Donation Expenditures	889			
8243	Animal Shelter Donations	10,012	5,000	5,000	5,000
	Subtotal	10,900	5,000	5,000	5,000
	Grand Total	**$539,450**	**$557,400**	**$602,700**	**$602,500**

Animal Services Position Summary

Position Title	No. of Positions			Salaries		
	Adopted Budget 2006-07	Dept. Request 2007-08	Adopted Budget 2007-08	Adopted Budget 2006-07	Department Request 2007-08	Adopted Budget 2007-08
Kennel Manager	1	1	1	$53,000	$56,100	$56,100
Animal Serv. Officers	3	3	3	153,100	164,700	164,700
Kennel Aides	2	2	2	91,800	97,400	97,400
TOTAL	6	6	6	$297,900	$318,200	$318,200

Parking Enforcement Division

Police Department
Parking Authority Fund/2301

Account No.	Account Title	Actual Expenditures 2005-06	Adopted Budget 2006-07	Department Request 2007-08	Adopted Budget 2007-08
Salaries and Wages					
1001	Salaries, Full Time	$344,162	$375,600	$354,000	$354,000
1003	Salaries, Part Time	16,793	13,800	14,500	14,500
1006	Salaries, Overtime	2,575	2,700	2,900	2,900
1009	Salaries, Redistributed	72,100	73,800	82,200	82,200
1011	Salary Equity Adjustment			7,900	7,900
1038	Sick Leave Payoff	2,500	2,200	3,000	3,000
1040	Vacation Payoff	4,900	5,400	6,700	6,700
1042	Comp Time Payoffs	100	300	200	200
1053	Holiday Allowance	2,536			
1101	Retirement	56,906	61,200	58,000	58,000
1103	P.A.R.S. Retirement	648	500	500	500
1201	Workers' Compensation	22,000	23,200	24,200	22,400
1300	Employee Group Insurance	64,000	64,000	70,000	70,000
1318	Medicare Insurance	3,159	2,900	3,200	3,200
	Subtotal	592,379	625,600	627,300	625,500
Maintenance and Operations					
2001	Uniforms and Laundry	3,797	2,500	2,500	2,500
2011	Training, Travel and Dues		800	800	800
2031	Telephone	5,243	6,000	5,400	5,400
2051	Gas and Lubrications	3,975	4,000	5,000	5,000
2101	Materials and Supplies	5,946	6,000	6,000	6,000
2150	Rents and Leases	21,301	19,800	21,100	21,100
2170	General Insurance	6,000	6,500	6,300	6,200
2201	Repairs and Maint. Auto.	6,119	5,100	4,000	4,000
2222	Repairs and Maint. Other	11,492	10,000	7,600	7,600
2281	Printing	9,494	10,800	4,100	4,100
2401	Contractual Services	26,009	29,500	101,000	101,000
2432	Postage	13,581	8,900		
	Subtotal	112,957	109,900	163,800	163,700
Capital Outlay					
5408	Office Furniture & Equipment		32,600		
	Subtotal	0	32,600	0	0
	Grand Total	**$705,336**	**$768,100**	**$791,100**	**$789,200**

Parking Enforcement Position Summary

Position Title	No. of Positions			Salaries		
	Adopted Budget 2006-07	Dept. Request 2007-08	Adopted Budget 2007-08	Adopted Budget 2006-07	Department Request 2007-08	Adopted Budget 2007-08
Parking Control Officers	5	5	5	$232,400	$251,000	$251,000
Computer Operator	1	1	1	53,000	56,100	56,100
Records Clerk	1	1	1	40,100	46,900	46,900
Senior Records Clerk	1			49,200		
Bilingual Pay				900		
TOTAL	8	7	7	$375,600	$354,000	$354,000

Fire Department

The Fire Department is organized into two budgetary divisions, Fire Operations/Training and Fire Prevention. The Department responds to approximately 2,400 requests for emergency service. The majority (50%) of these incidents are emergency medical related. Responses to fires in buildings, vehicles or the wild land account for another 15% of the Department's emergency responses; 15% of emergency responses are rescues involving trapped persons as a result of vehicle accidents, falls from a cliff, construction site accidents, and weather related incidents. The Department also responds to spills and releases of hazardous materials, public service and other miscellaneous requests, which account for the remaining 20% of the Fire Department's incident responses. The Department maintains a fully-equipped emergency response force of twelve firefighters on duty, at all times, assigned to suppression; in addition to 4 staff personnel, 15 reserve firefighters, and an administrative secretary. A description of services provided by each division is as follows:

Operations and Training/EMS Divisions - There are four fire stations in the City: Station One at City Hall, Station Two on Agate Street, Station Three at Top of the World, and Station Four in South Laguna. Each station has a Fire Captain, Fire Engineer, and Firefighter who work 24 hour shifts from 7:00 a.m. to 7:00 a.m. One engine company operates out of each station and there is one reserve unit as backup. Station Two has a four-wheel drive brush unit that is specifically designed to go into the wildland interface areas. Station Two has a squad that is equipped to respond to fuel spills, water removal calls, and board-ups. Station One has a utility vehicle that responds to public service calls such as flooding and mudslides. The Department also has access to one engine supplied by the Governor's Office of Emergency Services (OES) which is activated as part of the mutual aid system in the case of a major wildland fire or other emergency. The Department has sixteen personnel with paramedic training who staff two paramedic engine companies that respond from Station One and Station Four. These engine companies have specialized equipment for medical emergency incidents and at least two of the three firefighters are paramedics. Firefighter/Paramedics respond to all medical emergencies within the City. In addition to fire suppression and paramedic responsibilities, fire personnel are involved in a number of other activities. They maintain the stations and associated equipment, participate in advanced and skills maintenance-training programs, and conduct fire prevention inspections annually in local businesses.

Fire Prevention Division - The Fire Prevention Division manages the daily fire prevention activities and inspections of the engine companies; the plan review and new construction process; supervises the fire investigators; and oversees the vegetation management and hazardous materials programs.

The vegetation management program is divided into two sub-divisions, weed abatement and fuel-modification. The weed abatement program reduces fire hazards that result from uncontrolled growth of vegetation on private properties. The fuel management program consists of approximately 1,500 acres surrounding the exterior of the City, along the open wildland areas, where vegetation is reduced creating fuel breaks to protect residential structures. The fuel modification program is accomplished and maintained through the use of goats.

Major Initiatives:

- Enhance the training and professional development of all personnel.
- Continue to review and enhance Fire Department communications and dispatch procedures.
- Continue to review and enhance Fire Department fleet maintenance procedures.
- Enhance Firefighter safety through the use of new technologies that are now available.
- Enhance the Information Technology capabilities of the Fire Department through improvements in telecommunications, network connections, and software and hardware acquisitions where applicable and in concert with the City's Information Technology Division's recommendations.
- Address the repairs needed to the Fire Department's facilities and fire stations through the establishment of priorities in concert with funding availabilities for immediate needs and support the City's Facility Study.

The chart below shows the budget structure of the Fire Department. The numbers underneath each activity indicate the following pages on which a more detailed budget can be found:

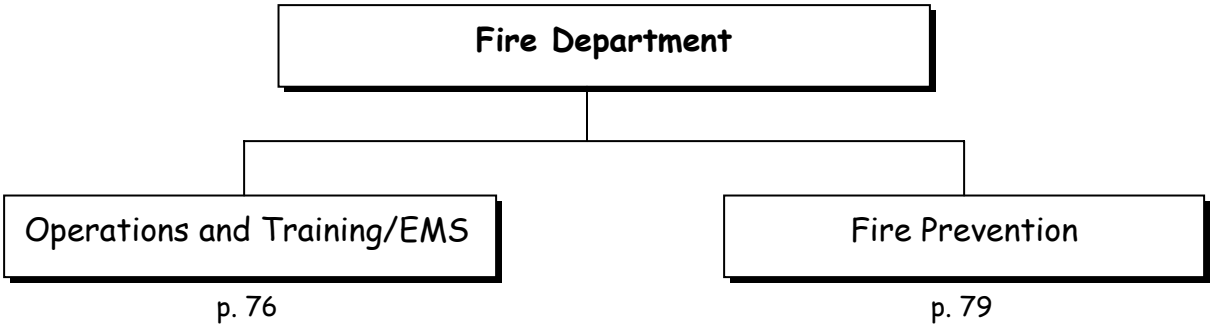

Fire Department
Budget Summary

All Divisions

Division	MAJOR CATEGORY OF EXPENDITURE					Division Total
	Salaries & Wages	Maint. & Operations	Capital Outlay	Special Programs	Capital Projects	
Fire Operations	$7,245,100	$890,000	$100,900	$42,000		**$8,278,000**
Fire Prevention	235,000	98,200		$295,300		**$628,500**
Department Total	**$7,480,100**	**$988,200**	**$100,900**	**$337,300**	**$0**	**$8,906,500**

Summary By Category Total

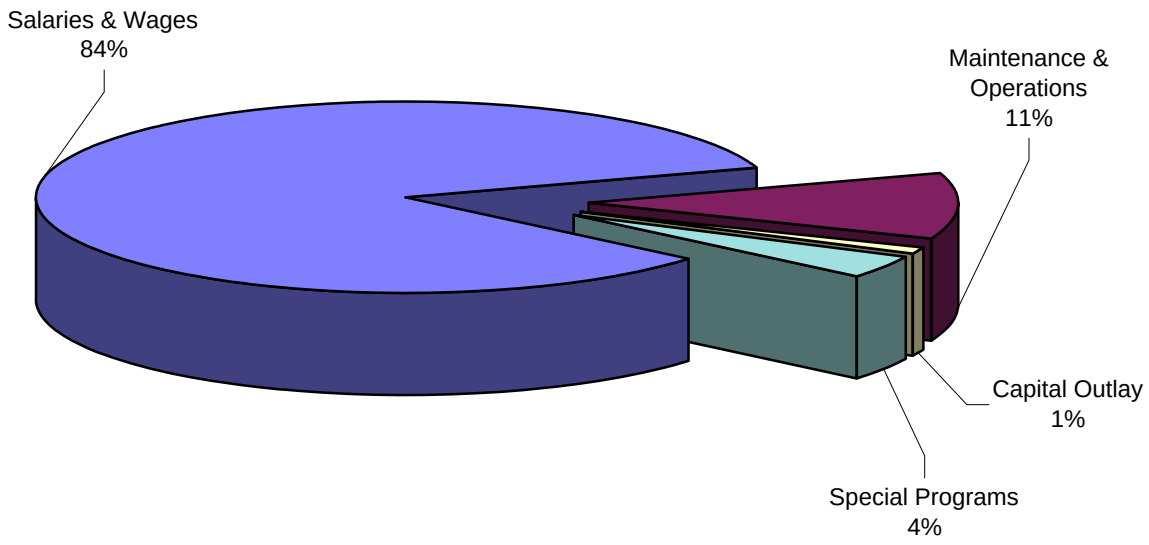

Fire Department
Budget Detail

All Divisions

Account No.	Account Title	Actual Expenditures 2005-06	Adopted Budget 2006-07	Department Request 2007-08	Adopted Budget 2007-08
Salaries and Wages					
1001	Salaries, Full Time	$3,161,285	$3,469,900	$3,853,100	$3,788,800
1003	Salaries, Part Time	38,155	74,300	91,700	81,700
1006	Salaries, Overtime	952,277	825,000	1,038,700	972,000
1007	Salaries, Overtime-Mutual Aid	30,770			
1038	Sick Leave Payoff	43,831	51,100	55,700	55,700
1040	Vacation Payoff	64,900	82,200	91,200	91,200
1059	Residency Incentive	20,912	30,000	30,000	30,000
1101	Retirement	791,508	1,321,800	1,502,900	1,478,200
1103	P.A.R.S. Retirement	1,367	2,800	3,500	3,500
1201	Workers' Compensation	623,700	628,400	558,600	511,600
1300	Employee Group Insurance	328,000	328,000	366,700	410,000
1318	Medicare Insurance	40,821	51,900	59,400	57,400
	Subtotal	6,097,526	6,865,400	7,651,500	7,480,100
Maintenance and Operations					
2001	Uniforms and Laundry	63,661	70,000	72,100	72,100
2011	Training, Travel and Dues	41,354	55,000	64,400	64,400
2021	Natural Gas	4,438	4,000	4,400	4,400
2024	Electricity	16,479	20,100	16,700	16,700
2027	Water	5,071	5,100	5,100	5,100
2031	Telephone	26,283	32,500	26,300	26,300
2051	Gas and Lubrications	40,493	52,300	49,500	46,500
2101	Materials and Supplies	57,862	68,000	71,700	71,700
2110	Paramedic Medical Supplies	48,755	55,000	57,600	57,600
2150	Rents and Leases	181,800	187,900	207,600	207,600
2170	General Insurance	51,700	56,600	60,900	59,700
2201	Repairs and Maint. Auto.	99,211	102,000	106,100	106,100
2222	Repairs and Maint. Other	51,924	65,000	69,400	69,400
2281	Printing	4,776	5,200	5,500	5,500
2401	Contractual Services	133,039	187,600	225,000	175,100
	Subtotal	826,846	966,300	1,042,300	988,200

Fire Department
Budget Detail (Con't)

All Divisions

Account No.	Account Title	Actual Expenditures 2005-06	Adopted Budget 2006-07	Department Request 2007-08	Adopted Budget 2007-08
Capital Outlay					
5305	Improvements Other Than Bldgs.		60,000	12,000	12,000
5408	Office Furniture & Equipment	7,303	15,500	37,000	9,500
5510	Automotive Equipment			51,000	
5622	Other Equipment	34,111	62,300	319,800	79,400
5650	Public Safety Dispatch System			35,000	
5655	Mobile Data Computer Software			15,000	
	Subtotal	41,414	137,800	469,800	100,900
Special Programs					
	Special Programs	218,340	231,000	441,300	337,300
	Subtotal	218,340	231,000	441,300	337,300
	Grand Total	**$7,184,125**	**$8,200,500**	**$9,604,900**	**$8,906,500**

Fire Department
Position Summary

All Divisions

Position Title	No. of Positions			Salaries		
	Adopted Budget 2006-07	Dept. Request 2007-08	Adopted Budget 2007-08	Adopted Budget 2006-07	Department Request 2007-08	Adopted Budget 2007-08
Fire Chief	1	1	1	$150,900	$161,600	$161,600
Fire Division Chief	1	1	1	124,600	133,400	133,400
Fire Battalion Chiefs	2	2	2	249,200	266,800	266,800
Fire Captains	12	12	12	969,500	1,109,800	1,109,800
Fire Engineers	12	12	12	848,500	929,900	929,900
Firefighters	12	12	12	691,100	761,200	761,200
Administrative Secretary	1	1	1	56,000	59,300	59,300
Paramedic Pay				175,100	216,000	151,700
Acting Pay				40,000	45,300	45,300
Holiday Pay				98,700	116,500	116,500
Education Pay				66,300	53,300	53,300
TOTAL	41	41	41	$3,469,900	$3,853,100	$3,788,800

Fire Operations Division

Account No.	Account Title	Actual Expenditures 2005-06	Adopted Budget 2006-07	Department Request 2007-08	Adopted Budget 2007-08
Salaries and Wages					
1001	Salaries, Full Time	$3,039,784	$3,345,300	$3,719,700	$3,655,400
1003	Salaries, Part Time	24,151	56,500	73,500	63,500
1006	Salaries, Overtime	952,277	825,000	1,038,700	972,000
1007	Salaries, Overtime-Mutual Aid	30,770			
1038	Sick Leave Payoff	43,231	50,700	53,000	53,000
1040	Vacation Payoff	64,200	77,400	76,000	76,000
1059	Residency Incentive	20,912	30,000	30,000	30,000
1101	Retirement	762,115	1,275,000	1,451,600	1,426,900
1103	P.A.R.S. Retirement	905	2,100	2,800	2,800
1201	Workers' Compensation	622,800	627,100	557,300	510,300
1300	Employee Group Insurance	320,000	320,000	356,700	400,000
1318	Medicare Insurance	40,643	49,800	57,200	55,200
	Subtotal	5,921,787	6,658,900	7,416,500	7,245,100
Maintenance and Operations					
2001	Uniforms and Laundry	62,344	67,000	68,700	68,700
2011	Training, Travel and Dues	35,562	49,000	51,000	51,000
2021	Natural Gas	4,438	4,000	4,400	4,400
2024	Electricity	16,479	20,100	16,700	16,700
2027	Water	5,071	5,100	5,100	5,100
2031	Telephone	26,283	32,500	26,300	26,300
2051	Gas and Lubrications	38,555	46,800	43,900	40,900
2101	Materials and Supplies	53,702	61,000	63,400	63,400
2110	Paramedic Medical Supplies	48,755	55,000	57,600	57,600
2150	Rents and Leases	171,600	177,700	198,700	198,700
2170	General Insurance	50,200	54,800	59,100	57,900
2201	Repairs and Maint. Auto.	98,923	99,500	103,500	103,500
2222	Repairs and Maint. Other	51,924	65,000	69,400	69,400
2281	Printing	2,721	4,100	4,300	4,300
2401	Contractual Services	65,356	95,100	152,500	122,100
	Subtotal	731,911	836,700	924,600	890,000

Account No.	Account Title	Actual Expenditures 2005-06	Adopted Budget 2006-07	Department Request 2007-08	Adopted Budget 2007-08
Capital Outlay					
5408	(R) Personal Computers			12,000	9,500
5305	(R) Shower Sta. 3			12,000	12,000
5622	(R) Three Elliptical Trainers			6,000	6,000
5622	(R) Sixteen Station Beds			6,400	6,400
5622	(R) SCBA			30,000	30,000
5622	(A) Telestaff			35,000	
5650	(A) Pro QA CAD EMS Software			35,000	
5622	(A) SCBA NFPA Upgrade Kit	*(Prior Years' Capital Outlay shown in Total Only)*		37,000	37,000
5622	(A) SCBA CBRN Upgrade Kit			21,200	
5622	(A) SCBA Dual EBSS Upgrades			21,000	
5622	(A) Personnel Accountability System			70,500	
5622	(A) Personnel Locating System			15,000	
5408	(A) Tablet Personal Computers			25,000	
5655	(A) Firehouse Mobile			15,000	
5622	(R) Four Free Weights			4,700	
5510	(A) Engine Fabrication			25,000	
5622	(A) 800 MHz Mobile Radio			7,000	
	Subtotal	41,414	135,800	377,800	100,900
Special Programs					
8026	(R) 800 MHz Portable Radios			32,000	32,000
8999	Seismic Survey			60,000	
8999	Raising Apparatus Doors Study				10,000
	Subtotal	0	0	92,000	42,000
	Grand Total	**$6,695,112**	**$7,631,400**	**$8,810,900**	**$8,278,000**

Fire Operations Position Summary

Position Title	No. of Positions			Salaries		
	Adopted Budget 2006-07	Dept. Request 2007-08	Adopted Budget 2007-08	Adopted Budget 2006-07	Department Request 2007-08	Adopted Budget 2007-08
Fire Chief	1	1	1	$150,900	$161,600	$161,600
Fire Division Chief	1	1	1	124,600	133,400	133,400
Fire Battalion Chief	1	1	1	124,600	133,400	133,400
Fire Captains	12	12	12	969,500	1,109,800	1,109,800
Fire Engineers	12	12	12	848,500	929,900	929,900
Firefighters	12	12	12	691,100	761,200	761,200
Administrative Secretary	1	1	1	56,000	59,300	59,300
Paramedic Pay				175,100	216,000	151,700
Acting Pay				40,000	45,300	45,300
Holiday Pay				98,700	116,500	116,500
Education Pay				66,300	53,300	53,300
TOTAL	40	40	40	$3,345,300	$3,719,700	$3,655,400

Fire Prevention Division

Fire Department
General Fund/2501

Account No.	Account Title	Actual Expenditures 2005-06	Adopted Budget 2006-07	Department Request 2007-08	Adopted Budget 2007-08
Salaries and Wages					
1001	Salaries, Full Time	$121,501	$124,600	$133,400	$133,400
1003	Salaries, Part Time	14,004	17,800	18,200	18,200
1038	Sick Leave Payoff	600	400	2,700	2,700
1040	Vacation Payoff	700	4,800	15,200	15,200
1101	Retirement	29,393	46,800	51,300	51,300
1103	P.A.R.S. Retirement	462	700	700	700
1201	Workers' Compensation	900	1,300	1,300	1,300
1300	Employee Group Insurance	8,000	8,000	10,000	10,000
1318	Medicare Insurance	179	2,100	2,200	2,200
	Subtotal	175,739	206,500	235,000	235,000
Maintenance and Operations					
2001	Uniforms and Laundry	1,317	3,000	3,400	3,400
2011	Training, Travel and Dues	5,792	6,000	13,400	13,400
2051	Gas and Lubrications	1,938	5,500	5,600	5,600
2101	Materials and Supplies	4,160	7,000	8,300	8,300
2150	Rents and Leases	10,200	10,200	8,900	8,900
2170	General Insurance	1,500	1,800	1,800	1,800
2201	Repairs and Maint. Auto.	288	2,500	2,600	2,600
2281	Printing	2,055	1,100	1,200	1,200
2401	Contractual Services	67,683	92,500	72,500	53,000
	Subtotal	94,935	129,600	117,700	98,200
Capital Outlay					
5510	(A) Pickup Truck	*(Prior Years' Capital Outlay shown in Total Only)*		26,000	
5622	(A) Imaging System			66,000	
	Subtotal		2,000	92,000	0
Special Programs					
8040	Fuel Modification Program	205,674	215,000	215,700	215,700
8301	Hazardous Materials Mitigation	12,665	16,000	16,600	16,600
8999	Weed Abatement-Private Lots			63,000	33,000
8999	Update Pre-Plans			30,000	30,000
8999	Archive FD Records			24,000	
	Subtotal	218,340	231,000	349,300	295,300
	Grand Total	**$489,013**	**$569,100**	**$794,000**	**$628,500**

Fire Prevention Position Summary

Position Title	No. of Positions			Salaries		
	Adopted Budget 2006-07	Dept. Request 2007-08	Adopted Budget 2007-08	Adopted Budget 2006-07	Department Request 2007-08	Adopted Budget 2007-08
Fire Battalion Chief	1	1	1	$124,600	$133,400	$133,400
TOTAL	1	1	1	$124,600	$133,400	$133,400

Marine Safety Department

The Marine Safety Department is responsible for 5.5 miles of City coastline and 17 square miles of ocean. Marine Safety has seven full-time safety positions, two recurrent positions and approximately 100 seasonal and recurrent positions. In addition, Marine Safety has one full-time Marine Protection Officer that is responsible for Marine Environment Education and Enforcement. Lifeguard services are provided 24 hours a day, 365 days a year. Marine Safety's primary duties are ocean rescue, emergency medical treatment, prevention, enforcement and public assistance. The Department also provides technical rescue response in scuba search and recovery, cliff rescue response and backcountry extrication. During an average year, Marine Safety personnel rescue 3,500 beach-goers and give medical attention to another 4,000 people. Lifeguards also enforce beach and marine municipal ordinances, and issue 170,000 safety warnings annually. The Marine Safety Department is organized into four divisions: Field Operations (summer), Junior Lifeguards, Field Operations (off-season), Training and Marine Education and Enforcement.

Field Operations (summer) – Summer deployment consists of 48 positions per day providing lifeguard coverage to the City and Irvine Cove beaches. Summer operations are structured into six divisions. Division One covers Irvine Cove to Rock Pile beach and is serviced by eight lifeguard towers and a mobile unit with two supervisors. Division Two covers Main Beach and is serviced by 12 lifeguard positions and three supervisors. Division Three covers Sleepy Hollow Beach to Bluebird Beach and is serviced by eight lifeguard towers and a mobile unit with two supervisors. Division Four covers from Pearl Street Beach to Treasure Island and is serviced by seven lifeguard towers and a mobile unit with two supervisors. Division Five consists of dispatching, administrative, training and maintenance services. Division six consists of marine enforcement, patrol and education.

Junior Lifeguards – The Junior Lifeguard Program instructs the youth of Laguna Beach and surrounding areas in ocean awareness and safety, self-rescue skills, marine ecology, basic first aid and responsible enjoyment of our coastal resources. Each year approximately 400 youths between the ages of 8 and 15 participate in the program. A Junior Lifeguard Coordinator, two Lead Instructors, four Assistant Instructors and three Youth Aides supervise the participants. The Community Services Department handles advertising and registration for the program.

Field Operations and Training (off-season) – Off-season deployment is initiated from September 7 to June 19. Operations during the off-season consist of seven full-time lifeguards, two recurrent lifeguards, one Marine Safety Protection Officer and 20 seasonal employees. Several deployment schedules (skeleton coverage and reduced coverage) are utilized to address varied seasonal and weekend demands. Field Operations include patrol, emergency response, nighttime response, marine ecological patrol protection and maintenance. Marine Safety has five separate levels of training that are required by the United States Surf Lifesaving Association. The specific levels of training are: Marine Safety Officer certification training, technical rescue training, supervisor training, seasonal training and rookie academy training. Most of the Marine Safety Department's training takes place in the off-season.

Marine Education and Enforcement – The marine protection officer patrols beaches issuing warnings and citations regarding marine violations. The full-time Marine Protection Officer is responsible for educating school children, community service groups, residents and visitors about marine ecology.

Major Initiatives:

- Coordinate the design and relocation of the Marine Safety Headquarters
- Continue the replacement of old lifeguard chairs with lifeguard towers that provide more protection from the environment
- Enhance Marine Safety communications and dispatch procedures by implementing a CAD computer aided dispatch system
- Continue to evaluate seasonal lifeguard recruitment procedures in order to enhance staffing levels throughout the summer

Marine Safety Department
Budget Summary

All Divisions

Division	MAJOR CATEGORY OF EXPENDITURE					Division Total
	Salaries & Wages	Maint. & Operations	Capital Outlay	Special Programs	Capital Projects	
Marine Safety	$1,769,100	$293,800	$172,900			**$2,235,800**
Department Total	**$1,769,100**	**$293,800**	**$172,900**	**$0**	**$0**	**$2,235,800**

Summary By Operation Total

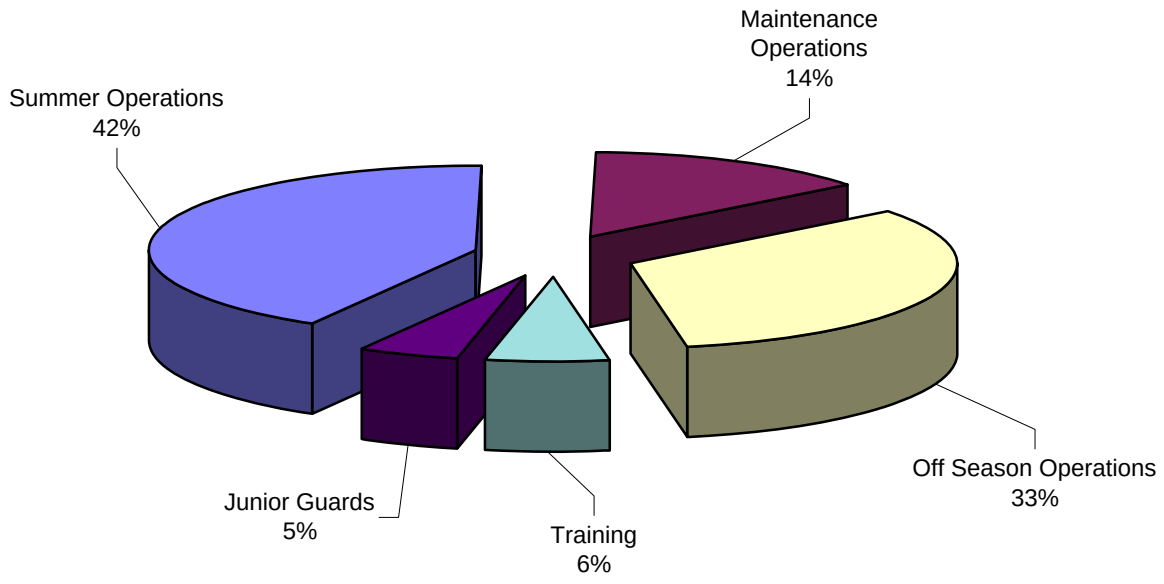

Marine Safety Department
Budget Detail

All Divisions

General Fund/2601

Account No.	Account Title	Actual Expenditures 2005-06	Adopted Budget 2006-07	Department Request 2007-08	Adopted Budget 2007-08
Salaries and Wages					
1001	Salaries, Full Time	$370,872	$484,000	$611,800	$611,800
1003	Salaries, Part Time	686,545	709,900	731,200	722,200
1006	Salaries, Overtime	85,181	45,800	77,300	90,300
1038	Sick Leave Payoff	5,280	2,300	2,300	2,300
1040	Vacation Payoff	2,100	2,500	3,800	3,800
1053	Holiday Allowance	2,384			
1101	Retirement	89,238	116,500	151,300	151,300
1103	P.A.R.S. Retirement	27,835	27,100	27,400	27,400
1201	Workers' Compensation	78,500	83,400	64,100	59,300
1300	Employee Group Insurance	40,000	56,000	80,000	80,000
1318	Medicare Insurance	16,623	17,900	20,500	20,700
	Subtotal	1,404,558	1,545,400	1,769,700	1,769,100
Maintenance and Operations					
2001	Uniforms and Laundry	17,730	28,500	29,500	29,500
2011	Training, Travel and Dues	5,518	11,700	13,600	13,600
2021	Natural Gas	771	700	800	800
2024	Electricity	600	900	900	900
2027	Water	151	200	300	300
2031	Telephone	16,250	17,400	17,100	17,100
2051	Gas and Lubrications	7,968	6,200	9,600	9,600
2101	Materials and Supplies	68,246	59,500	58,500	58,500
2150	Rents and Leases	73,400	73,400	73,400	73,400
2170	General Insurance	14,300	15,900	15,900	15,900
2201	Repairs and Maint. Auto.	7,596	8,800	8,800	8,800
2222	Repairs and Maint. Other	26,927	24,500	32,300	32,300
2281	Printing	958	1,200	1,200	1,200
2401	Contractual Services	24,770	28,000	31,900	31,900
	Subtotal	265,186	276,900	293,800	293,800
Capital Outlay					
5622	(R) Five Lifeguard Towers			142,000	142,000
5622	(A) Six Mobile Data Computers			87,000	
5622	(A) Two Base Stations			12,000	12,000
5510	(A) Toyota Tacoma Truck	*(Prior Years' Capital Outlay shown in Total Only)*		45,000	
5408	(R) Computer & Software			4,800	3,800
5622	(A) High Power Binoculars			2,200	2,200
5622	(A) Station Alert System			19,000	
5622	(A) Communication Equipment			18,000	

Marine Safety Department
Budget Detail (Con't)

All Divisions

Account No.	Account Title	Actual Expenditures 2005-06	Adopted Budget 2006-07	Department Request 2007-08	Adopted Budget 2007-08
5408	(R) Server			8,500	
5622	(A) Video Camera - Training			1,800	
5622	(A) WEB Camera	*(Prior Years' Capital Outlay shown in Total Only)*		1,500	
5408	(R) Copy Machine			5,900	5,900
5622	(A) PBX Equipment				7,000
	Subtotal	27,486	162,000	347,700	172,900
Special Programs					
8026	Portable 800 MHZ Radios	4,783			
	Subtotal	4,783	0	0	0
	Grand Total	**$1,702,014**	**$1,984,300**	**$2,411,200**	**$2,235,800**

Marine Safety Department
Position Summary

All Divisions

Position Title	No. of Positions			Salaries		
	Adopted Budget 2006-07	Dept. Request 2007-08	Adopted Budget 2007-08	Adopted Budget 2006-07	Department Request 2007-08	Adopted Budget 2007-08
Chief of Marine Safety	1	1	1	$114,300	$122,500	$122,500
Marine Safety Captain	1	1	1	82,700	88,700	88,700
Marine Safety Lieutenant	1	2	2	72,400	153,800	153,800
Marine Safety Officer	3	3	3	156,200	174,700	174,700
Marine Protection Officer	1	1	1	57,900	71,600	71,600
Uniform Allowance				500	500	500
TOTAL	7	8	8	$484,000	$611,800	$611,800

Public Works Department

The Public Works Department is organized into eight divisions: Engineering and Administration, Fleet Maintenance, Parks and Building Maintenance, Street Maintenance, Solid Waste, Transit, Parking Facilities Maintenance and Street Lighting. Capital Improvement Projects are included within the respective division budgets. There are 56 employees in the department. Following are descriptions of services provided by each division:

Engineering and Administration - This division has eight employees who are responsible for managing the division, performing clerical functions, coordinating assessment district activities, overseeing capital improvement projects, and inspecting various public and private projects.

Fleet Maintenance - This division has three employees who are responsible for the routine repair, replacement and maintenance of City vehicles and equipment. The division maintains over 200 pieces of equipment, including a variety of heavy and light-duty trucks and vehicles, medium sized tractors, and specialized equipment.

Parks and Building Maintenance - The 21 employees in this division perform maintenance activities at 85 separate parks and facilities totaling more than 56 acres. There are approximately 60,000 square feet of City buildings, including 12 public restrooms throughout the City. Additional part-time staff assist with litter control and downtown cleanup. The City contracts with private companies for custodial services at City Hall, Legion Hall, and Lang Park, and trimming of trees and turf mowing in the parks. This budget also includes funds for disposal of waste generated at parks, beaches, and on public streets.

Street Maintenance - This division has 15 employees who maintain City streets, sidewalks, and storm drains. The City has approximately 80 miles of paved streets and 1,000 storm drain inlets, catch basins and outlets. In residential areas, streets are swept weekly. In the downtown area, streets are swept seven days per week during the summer and six days per week at other times of the year. The division also manages the daily downtown clean-up program and abatement of street intersection obstructions. This budget provides for contractual services

including: tree trimming within street area, street median maintenance, street striping, and disposal of construction debris and litter.

Solid Waste - More than 90 percent of this division's budget represents expenditures associated with contracted services including trash collection and disposal, recycling and hazardous waste disposal. One employee administers the solid waste contract, manages compliance with environmental regulations and mandates, and handles citizen requests for information, special services, and complaint resolution. State grant funds augment the division's programming for beverage container recycling and used oil recycling. This division's costs are recovered through a solid waste assessment on individual property tax bills.

Transit – The Transit Division budget includes costs associated with administering, operating and maintaining the City's transit system. Services provided include the Mainline Transit System, which is an intra-city system that serves as a feeder service to the Orange County Transportation Authority (OCTA) bus system; Festival Service, which is offered during the ten-week summer festival season; and Charter Service, which allows private parties to schedule private service during non-festival months (September through June). There are five full time staff in this division. Another 65 part time staff are employed during the summer festival season. The City receives revenue from a variety of sources to fund the transit operations. Funding sources include a State tax on gasoline, air quality subvention funds, fare-box revenues, and private charters. Transit operations are also subsidized by parking receipts. The Transit Fund also includes funds for OCTA paratransit service.

Parking Facilities Maintenance - This division has 3 employees who maintain more than 2,100 parking meters. Functions include installation, maintenance and replacement of meters, parking permit machines, and change machines. In addition, the division collects meter revenue daily. Part-time staff assists with parking lot maintenance.

Street Lighting - This fund represents property tax revenue collected for the purpose of lighting the City's public rights-of-way. These restricted use funds provide for electrical energy and maintenance and repair for street lights and associated facilities. This is accomplished with the cooperation of Southern California Edison and Sand Diego Gas and Electric.

Major Initiatives:

- Construct the South Laguna Streetscape and Pedestrian Improvements projects.
- Resurface all of the alleys from Cress Street to Alta Vista.
- Construct street resurfacing of the streets on the ocean side of South Coast Highway from Cleo Street to Nyes Place and on the inland side of South Coast Highway from Mountain Road to Upland.
- Coordinate construction of a traffic signal on Laguna Canyon Road at the Festival of the Arts.
- Complete numerous construction projects designed in prior fiscal years

The chart below shows the budget structure of the Public Works Department. The numbers below each division indicate the pages that follow in which a more detailed budget can be found:

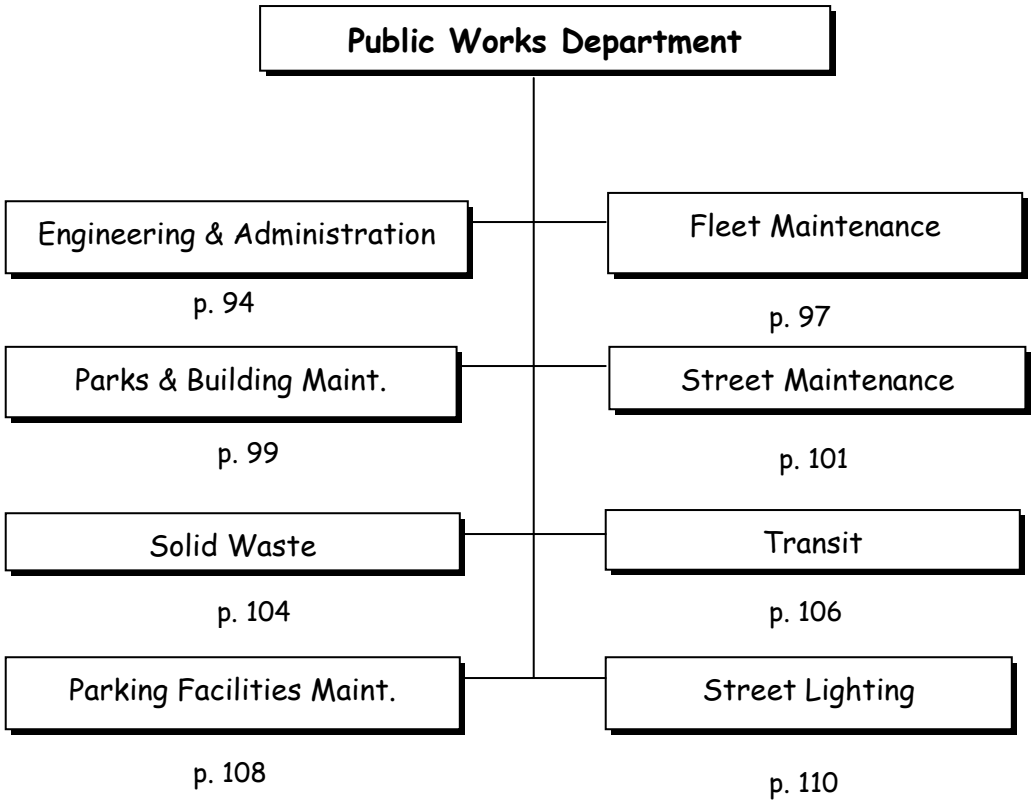

Public Works Department
Budget Summary

All Divisions

Division	MAJOR CATEGORY OF EXPENDITURE					Division Total
	Salaries & Wages	Maint. & Operations	Capital Outlay	Special Programs	Capital Projects	
Eng.& Administration	$1,024,700	$100,700	$4,800		$12,040,000	**$13,170,200**
Fleet Maintenance	261,900	97,900	12,000			**$371,800**
Park & Bldg Maint.	1,638,100	1,089,200	197,000	45,000		**$2,969,300**
Street Maintenance	1,474,300	1,216,600	68,800			**$2,759,700**
Solid Waste	106,300	1,646,700		13,000		**$1,766,000**
Transit	1,031,900	651,000	130,800	119,400		**$1,933,100**
Parking Facilities Maint.	407,500	394,900	7,500	110,000		**$919,900**
Street Lighting	15,300	200,200		35,000		**$250,500**
Department Total	**$5,960,000**	**$5,397,200**	**$420,900**	**$322,400**	**$12,040,000**	**$24,140,500**

Summary By Division Total

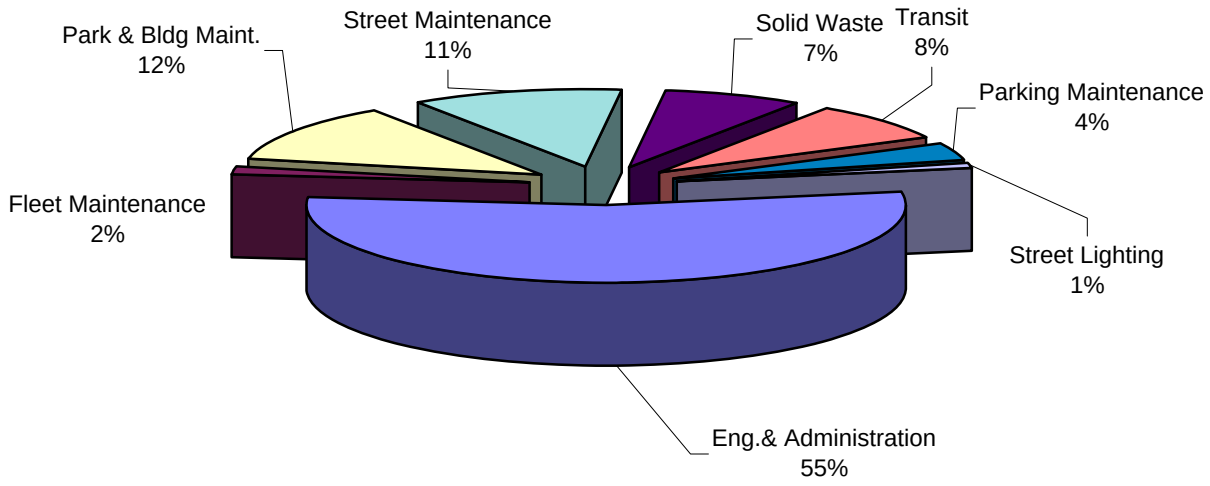

Public Works Department
Budget Detail

All Divisions

Account No.	Account Title	Actual Expenditures 2005-06	Adopted Budget 2006-07	Department Request 2007-08	Adopted Budget 2007-08
Salaries and Wages					
1001	Salaries, Full Time	$2,933,777	$3,294,900	$3,485,700	$3,485,700
1003	Salaries, Part Time	481,016	531,300	642,800	626,000
1006	Salaries, Overtime	153,952	148,800	160,300	160,300
1009	Salaries, Redistributed	27,700	20,700	31,900	31,900
1038	Sick Leave Payoff	48,955	47,600	76,800	76,800
1040	Vacation Payoff	48,163	41,200	47,500	47,500
1042	Comp Time Payoffs	500			
1053	Holiday Allowance	708			
1101	Retirement	466,538	529,800	565,600	565,600
1103	P.A.R.S. Retirement	17,523	20,000	24,200	23,500
1201	Workers' Compensation	366,300	297,200	374,200	343,600
1300	Employee Group Insurance	440,000	440,000	548,000	548,000
1318	Medicare Insurance	40,843	47,400	51,400	51,100
	Subtotal	5,025,973	5,418,900	6,008,400	5,960,000
Maintenance and Operations					
2001	Uniforms and Laundry	40,791	32,000	40,300	37,400
2011	Training, Travel and Dues	13,986	20,500	27,400	26,600
2021	Natural Gas	6,215	4,600	6,200	6,200
2024	Electricity	229,354	260,100	233,400	233,400
2027	Water	109,256	124,700	113,300	113,300
2031	Telephone	13,971	18,400	17,600	17,600
2051	Gas and Lubrications	206,065	269,700	337,800	337,800
2101	Materials and Supplies	630,948	716,700	773,400	773,400
2150	Rents and Leases	459,136	437,400	517,500	517,500
2170	General Insurance	337,500	242,200	341,600	277,100
2201	Repairs and Maint. Auto.	159,831	151,600	181,000	171,000
2222	Repairs and Maint. Other	105,668	162,300	165,100	165,100
2281	Printing	17,610	44,500	49,500	42,500
2302	Legal Advertising		1,000	1,000	1,000
2401	Contractual Services	2,203,943	2,223,300	2,478,300	2,411,900
2432	Postage	138	5,200	5,700	5,700
2508	Vehicle Cost Redistribution	(51,843)	(26,000)	(36,000)	(36,000)
2804	Costs Redistributed	248,500	268,200	297,500	295,700
	Depreciation	235,731			
	Subtotal	4,966,799	4,956,400	5,550,600	5,397,200

Public Works Department
Budget Detail (Con't)

All Divisions

Account No.	Account Title	Actual Expenditures 2005-06	Adopted Budget 2006-07	Department Request 2007-08	Adopted Budget 2007-08
Capital Outlay					
5305	Improv. Other Than Bldgs	32,250			
5408	Office Furniture & Equipment	4,460	3,600	17,400	16,400
5510	Automotive Equipment		87,000	45,000	45,000
5622	Other Equipment	18,647	418,500	315,500	279,500
5625	Trolley Rehabilitation			80,000	80,000
	Subtotal	55,357	509,100	457,900	420,900
Special Programs					
	Special Programs	413,806	361,000	311,400	322,400
	Subtotal	413,806	361,000	311,400	322,400
Capital Improvements					
	Capital Improvement Projects	4,735,010	11,942,000	12,040,000	12,040,000
	Subtotal	4,735,010	11,942,000	12,040,000	12,040,000
	Grand Total	**$15,196,946**	**$23,187,400**	**$24,368,300**	**$24,140,500**

Public Works Department
Position Summary

All Divisions

Position Title	No. of Positions			Salaries		
	Adopted Budget 2006-07	Dept. Request 2007-08	Adopted Budget 2007-08	Adopted Budget 2006-07	Department Request 2007-08	Adopted Budget 2007-08
Director of Public Works/City Eng.	1	1	1	$151,000	$161,600	$161,600
Assistant City Engineer	1	1	1	124,700	130,800	130,800
Deputy Director Public Works	1	1	1	114,300	122,500	122,500
Parks & Buildings Manager	1	1	1	114,300	122,500	122,500
Project Director	1	1	1	114,300	125,000	125,000
Associate Civil Engineer	1	1	1	100,000	100,900	100,900
Administrative Analyst	1	1	1	55,700	63,000	63,000
Project Manager	1	1	1	83,700	88,800	88,800
Project Coordinator	1	1	1	76,100	80,700	80,700
Administrative Secretary	1	1	1	45,800	51,000	51,000
Senior Clerk		1	1		48,100	48,100
Typist Clerk	1			39,000		
Administrative Clerk	1	1	1	48,800	52,100	52,100
Equipment Mechanics	3	3	3	164,000	170,300	170,300
Maintenance Workers	2	1	1	79,000	37,800	37,800
Maint Lead Workers	6	6	6	377,600	400,200	400,200
Maintenance Workers II	3	5	5	157,200	266,300	266,300
Maintenance Workers I	13	12	12	534,200	512,400	512,400
Parks Gardeners	6	6	6	314,400	332,800	332,800
Equipment Operator	2	2	2	95,800	97,700	97,700
Motor Sweeper Operators	2	2	2	111,900	108,100	108,100
Senior Fleet Maint Supervisor	1	1	1	79,800	84,600	84,600
Maintenance Supervisor	1	1	1	72,500	79,400	79,400
Traffic Maintenance Tech.	1	1	1	56,000	59,300	59,300
Custodian	1	1	1	30,800	35,300	35,300
Lead Bus Driver	1	1	1	56,000	57,700	57,700
Bus Drivers	2	2	2	94,000	96,800	96,800
Medical Coverage Waiver				4,000		
TOTAL	56	56	56	$3,294,900	$3,485,700	$3,485,700

Engineering & Administration Division

Public Works
General Fund/3101

Account No.	Account Title	Actual Expenditures 2005-06	Adopted Budget 2006-07	Department Request 2007-08	Adopted Budget 2007-08
Salaries and Wages					
1001	Salaries, Full Time	$700,068	$746,400	$790,900	$790,900
1006	Salaries, Overtime	12,423	11,400	12,100	12,100
1009	Salaries, Redistributed	(50,900)	(60,700)	(43,300)	(43,300)
1038	Sick Leave Payoff	13,079	10,300	22,600	22,600
1040	Vacation Payoff	18,300	12,900	16,200	16,200
1101	Retirement	109,507	120,600	129,200	129,200
1201	Workers' Compensation	5,700	7,100	6,800	6,700
1300	Employee Group Insurance	64,000	64,000	80,000	80,000
1318	Medicare Insurance	8,720	9,600	10,300	10,300
	Subtotal	880,898	921,600	1,024,800	1,024,700
Maintenance and Operations					
2011	Training, Travel and Dues	7,989	13,500	14,500	14,500
2021	Natural Gas	1,546	1,200	1,500	1,500
2024	Electricity	4,799	6,000	6,000	6,000
2027	Water	1,026	1,700	1,300	1,300
2031	Telephone	11,821	17,100	15,000	15,000
2051	Gas and Lubrications	1,977	1,900	1,800	1,800
2101	Materials and Supplies	14,250	9,900	10,900	10,900
2150	Rents and Leases	6,600	6,600	6,600	6,600
2170	General Insurance	8,300	9,100	9,000	9,000
2222	Repairs and Maint. Other	987	1,000	1,000	1,000
2281	Printing	4,867	4,500	4,500	4,500
2302	Legal Advertising		1,000	1,000	1,000
2401	Contractual Services	34,501	27,200	27,600	27,600
	Subtotal	98,663	100,700	100,700	100,700
Capital Outlay					
5408	(R) Two Personal Computers	*(Prior Years' Capital Outlay shown in Total Only)*		4,800	4,800
	Subtotal	2,550	1,900	4,800	4,800

Engineering & Administration Division (Con't.)

Account No.	Account Title	Actual Expenditures 2005-06	Adopted Budget 2006-07	Department Request 2007-08	Adopted Budget 2007-08
Special Programs					
8503	Document Scanning			50,000	
	Subtotal	0	0	50,000	0
Capital Improvements					
	Capital Improvement Projects	1,384,281	11,942,000	12,040,000	12,040,000 *
	Subtotal	1,384,281	11,942,000	12,040,000	12,040,000
	Grand Total	**$2,366,391**	**$12,966,200**	**$13,220,300**	**$13,170,200**

** Represents eighteen individual projects funded from a variety of sources . See Capital Improvement Project Summary (page 171).*

Engineering & Administration Position Summary

Position Title	No. of Positions			Salaries		
	Adopted Budget 2006-07	Dept. Request 2007-08	Adopted Budget 2007-08	Adopted Budget 2006-07	Department Request 2007-08	Adopted Budget 2007-08
Director of Public Works/City Eng.	1	1	1	151,000	$161,600	$161,600
Asst. City Engineer	1	1	1	124,700	130,800	130,800
Project Director	1	1	1	114,300	125,000	125,000
Associate Civil Engineer	1	1	1	100,000	100,900	100,900
Project Manager	1	1	1	83,700	88,800	88,800
Project Coordinator	1	1	1	76,100	80,700	80,700
Administrative Clerk	1	1	1	48,800	52,100	52,100
Administrative Secretary	1	1	1	45,800	51,000	51,000
Medical Coverage Waiver				2,000		
TOTAL	8	8	8	$746,400	$790,900	$790,900

Fleet Maintenance Division

Public Works
General Fund/3102

Account No.	Account Title	Actual Expenditures 2005-06	Adopted Budget 2006-07	Department Request 2007-08	Adopted Budget 2007-08
Salaries and Wages					
1001	Salaries, Full Time	$136,297	$166,000	$170,300	$170,300
1003	Salaries, Part Time	31,095		20,100	
1006	Salaries, Overtime	19,926	10,500	15,900	15,900
1038	Sick Leave Payoff	2,300	2,600	5,200	5,200
1040	Vacation Payoff	1,300	2,700	8,200	8,200
1053	Holiday Allowance	195			
1101	Retirement	21,290	26,600	27,900	27,900
1103	P.A.R.S. Retirement	1,356		800	
1201	Workers' Compensation	1,300	1,700	1,700	1,700
1300	Employee Group Insurance	24,000	24,000	30,000	30,000
1318	Medicare Insurance	2,674	2,600	3,000	2,700
	Subtotal	241,732	236,700	283,100	261,900
Maintenance and Operations					
2001	Uniforms and Laundry	3,225	2,600	3,000	3,000
2011	Training, Travel and Dues	3,750	1,000	5,300	5,300
2021	Natural Gas	2,184	1,500	2,200	2,200
2024	Electricity	9,681	11,000	9,700	9,700
2051	Gas and Lubrications	757	2,500	3,600	3,600
2101	Materials and Supplies	9,188	15,000	15,000	15,000
2170	General Insurance	2,000	2,300	2,300	2,300
2201	Repairs and Maint. Auto.	72,519	75,000	75,000	75,000
2222	Repairs and Maint. Other	5,927	10,000	10,000	10,000
2281	Printing		300	300	300
2401	Contractual Services	4,246	3,700	7,500	7,500
2508	Vehicle Cost Redistribution	(51,843)	(26,000)	(36,000)	(36,000)
	Subtotal	61,634	98,900	97,900	97,900
Capital Outlay					
5408	(R) Laptop Computer	*(Prior Years' Capital Outlay shown in Total Only)*		2,000	2,000
5622	(A) Press/Punch Machine			10,000	10,000
5622	(R) Fuel Management System			30,000	
	Subtotal	18,647	122,000	42,000	12,000
	Grand Total	**$322,013**	**$457,600**	**$423,000**	**$371,800**

Fleet Maintenance Position Summary

Position Title	No. of Positions			Salaries		
	Adopted Budget 2006-07	Dept. Request 2007-08	Adopted Budget 2007-08	Adopted Budget 2006-07	Department Request 2007-08	Adopted Budget 2007-08
Equipment Mechanics	3	3	3	$164,000	$170,300	$170,300
Medical Coverage Waiver				2,000		
TOTAL	3	3	3	$166,000	$170,300	$170,300

Park & Building Maintenance Division

Account No.	Account Title	Actual Expenditures 2005-06	Adopted Budget 2006-07	Department Request 2007-08	Adopted Budget 2007-08
Salaries and Wages					
1001	Salaries, Full Time	$911,881	$1,042,700	$1,127,800	$1,127,800
1003	Salaries, Part Time	27,785	30,600	48,900	48,900
1006	Salaries, Overtime	26,332	26,100	29,200	29,200
1009	Salaries, Redistributed	(23,800)	(24,500)	(24,800)	(24,800)
1038	Sick Leave Payoff	13,600	11,800	13,400	13,400
1040	Vacation Payoff	11,300	11,700	12,000	12,000
1042	Comp Time Payoffs	500			
1053	Holiday Allowance	232			
1101	Retirement	150,177	164,700	179,300	179,300
1103	P.A.R.S. Retirement	1,030	1,200	1,800	1,800
1201	Workers' Compensation	75,000	55,700	42,200	39,300
1300	Employee Group Insurance	160,000	160,000	200,000	200,000
1318	Medicare Insurance	10,096	10,000	11,200	11,200
	Subtotal	1,364,132	1,490,000	1,641,000	1,638,100
Maintenance and Operations					
2001	Uniforms and Laundry	19,988	10,500	13,500	13,500
2011	Training, Travel and Dues	1,459	1,600	1,900	1,900
2021	Natural Gas	1,892	1,500	1,900	1,900
2024	Electricity	29,192	34,000	29,200	29,200
2027	Water	94,688	105,700	98,200	98,200
2051	Gas and Lubrications	45,215	62,400	72,600	72,600
2101	Materials and Supplies	167,063	183,300	183,300	183,300
2150	Rents and Leases	179,838	175,000	183,600	183,600
2170	General Insurance	91,600	62,500	54,600	54,600
2201	Repairs and Maint. Auto.	370			
2222	Repairs and Maint. Other	81,463	113,700	115,700	115,700
2281	Printing	100	300	300	300
2401	Contractual Services	280,484	318,300	345,800	334,400
	Subtotal	993,350	1,068,800	1,100,600	1,089,200
Capital Outlay					
5622	(A) Two Diesel Filters			22,000	22,000
5622	(R) Generator	*(Prior Years' Capital Outlay shown in Total Only)*		150,000	150,000
5622	(A) Front Loader Clamp Rake			25,000	25,000
5622	(A) Sod Cutter			6,000	
	Subtotal	32,250	272,000	203,000	197,000

Park & Building Maintenance Division (Con't.)

Account No.	Account Title	Actual Expenditures 2005-06	Adopted Budget 2006-07	Department Request 2007-08	Adopted Budget 2007-08
Special Programs					
8815	Abatement of Invasive Weeds				45,000
	Subtotal	0	0	0	45,000
	Grand Total	**$2,389,732**	**$2,830,800**	**$2,944,600**	**$2,969,300**

Park & Building Maintenance Position Summary

Position Title	No. of Positions			Salaries		
	Adopted Budget 2006-07	Dept. Request 2007-08	Adopted Budget 2007-08	Adopted Budget 2006-07	Department Request 2007-08	Adopted Budget 2007-08
Parks & Buildings Manager	1	1	1	$114,300	$122,500	$122,500
Maint. Lead Workers	2	2	2	125,900	133,400	133,400
Parks Gardeners	6	6	6	314,400	332,800	332,800
Maintenance Workers II	2	4	4	102,600	211,000	211,000
Maintenance Workers I	9	7	7	354,700	292,800	292,800
Custodian	1	1	1	30,800	35,300	35,300
TOTAL	21	21	21	$1,042,700	$1,127,800	$1,127,800

Street Maintenance Division

Public Works
General Fund/3106

Account No.	Account Title	Actual Expenditures 2005-06	Adopted Budget 2006-07	Department Request 2007-08	Adopted Budget 2007-08
Salaries and Wages					
1001	Salaries, Full Time	$779,638	$838,100	$873,000	$873,000
1003	Salaries, Part Time	59,016	74,200	78,000	78,000
1006	Salaries, Overtime	34,097	43,900	47,200	47,200
1009	Salaries, Redistributed	(53,600)	(56,700)	(72,400)	(72,400)
1038	Sick Leave Payoff	7,519	5,600	3,900	3,900
1040	Vacation Payoff	7,200	9,400	5,000	5,000
1101	Retirement	127,006	136,300	143,400	143,400
1103	P.A.R.S. Retirement	2,356	2,800	2,900	2,900
1201	Workers' Compensation	132,600	131,600	255,100	232,700
1300	Employee Group Insurance	120,000	120,000	148,000	148,000
1318	Medicare Insurance	10,340	12,000	12,600	12,600
	Subtotal	1,226,171	1,317,200	1,496,700	1,474,300
Maintenance and Operations					
2001	Uniforms and Laundry	8,443	8,100	9,000	9,000
2011	Training, Travel and Dues	433	1,400	1,700	1,700
2024	Electricity	544			
2027	Water	7,430	9,600	7,500	7,500
2051	Gas and Lubrications	43,962	64,500	66,100	66,100
2101	Materials and Supplies	327,162	345,400	375,400	375,400
2150	Rents and Leases	206,362	206,900	241,500	241,500
2170	General Insurance	219,700	151,600	255,300	192,300
2201	Repairs and Maint. Auto.	48			
2222	Repairs and Maint. Other	5,067	14,000	14,000	14,000
2281	Printing	288	900	900	900
2401	Contractual Services	316,503	201,000	263,200	308,200
	Subtotal	1,135,941	1,003,400	1,234,600	1,216,600
Capital Outlay					
5622	(A) Two Diesel Filters	*(Prior Years' Capital Outlay shown in Total Only)*		22,000	22,000
5408	(R) Two Personal Computers			4,800	3,800
5622	(A) Two Equipment Trailers			43,000	43,000
	Subtotal	0	46,200	69,800	68,800
Special Programs					
8620	Street Sweeper Rehabilitation	130,784			
	Subtotal	130,784	0	0	0
	Grand Total	**$2,492,896**	**$2,366,800**	**$2,801,100**	**$2,759,700**

Street Maintenance Division Position Summary

Position Title	No. of Positions			Salaries		
	Adopted Budget 2006-07	Dept. Request 2007-08	Adopted Budget 2007-08	Adopted Budget 2006-07	Department Request 2007-08	Adopted Budget 2007-08
Deputy Director Public Works	1	1	1	$114,300	$122,500	$122,500
Maintenance Lead Workers	4	4	4	251,700	266,800	266,800
Maintenance Workers II	1	1	1	54,600	55,300	55,300
Maintenance Workers I	2	3	3	91,800	136,700	136,700
Maintenance Workers	2	1	1	79,000	37,800	37,800
Equipment Operator	2	2	2	95,800	97,700	97,700
Motor Sweeper Operators	2	2	2	111,900	108,100	108,100
Senior Clerk		1	1		48,100	48,100
Typist Clerk	1			39,000		
TOTAL	15	15	15	$838,100	$873,000	$873,000

Solid Waste Division

Public Works
General Fund/3201

Account No.	Account Title	Actual Expenditures 2005-06	Adopted Budget 2006-07	Department Request 2007-08	Adopted Budget 2007-08
Salaries and Wages					
1001	Salaries, Full Time	$60,001	$55,700	$63,000	$63,000
1006	Salaries, Overtime	58			
1009	Salaries, Redistributed	(5,800)	5,800	5,600	5,600
1038	Sick Leave Payoff	400	300	14,700	14,700
1040	Vacation Payoff	500	500	1,300	1,300
1101	Retirement	9,186	9,000	10,200	10,200
1201	Workers' Compensation	600	700	600	600
1300	Employee Group Insurance	8,000	8,000	10,000	10,000
1318	Medicare Insurance	771	800	900	900
	Subtotal	73,716	80,800	106,300	106,300
Maintenance and Operations					
2011	Training, Travel and Dues	354	600	600	600
2031	Telephone	764	600	800	800
2101	Materials and Supplies	234	1,300	1,300	1,300
2170	General Insurance	900	1,000	1,900	1,600
2201	Repairs and Maint. Auto.	753			
2281	Printing	134	5,000	5,000	5,000
2401	Contractual Services	1,534,043	1,583,900	1,723,200	1,623,200
2432	Postage		2,000	2,500	2,500
2804	Cost Redistributed	11,300	13,000	11,700	11,700
	Subtotal	1,548,484	1,607,400	1,747,000	1,646,700
Special Programs					
8105	Recycling Grant Programs		6,000	6,000	6,000
8117	Used Oil Recycling	2,470	7,000	7,000	7,000
	Subtotal	2,470	13,000	13,000	13,000
	Grand Total	**$1,624,669**	**$1,701,200**	**$1,866,300**	**$1,766,000**

Solid Waste Position Summary

Position Title	No. of Positions			Salaries		
	Adopted Budget 2006-07	Dept. Request 2007-08	Adopted Budget 2007-08	Adopted Budget 2006-07	Department Request 2007-08	Adopted Budget 2007-08
Administrative Analyst	1	1	1	$55,700	$63,000	$63,000
TOTAL	1	1	1	$55,700	$63,000	$63,000

Transit Division

Public Works
Transit Fund/3401,3402,3403 & 3404

Account No.	Account Title	Actual Expenditures 2005-06	Adopted Budget 2006-07	Department Request 2007-08	Adopted Budget 2007-08
Salaries and Wages					
1001	Salaries, Full Time	$178,826	$271,600	$273,300	$273,300
1003	Salaries, Part Time	341,509	399,900	467,900	471,200
1006	Salaries, Overtime	57,127	48,500	45,300	45,300
1009	Salaries, Redistributed	54,600	49,100	53,200	53,200
1038	Sick Leave Payoff	3,373	4,200	4,200	4,200
1040	Vacation Payoff	6,263		1,100	1,100
1053	Holiday Allowance	281			
1101	Retirement	22,006	44,300	44,800	44,800
1103	P.A.R.S. Retirement	11,953	15,000	17,600	17,700
1201	Workers' Compensation	148,800	97,600	65,000	59,800
1300	Employee Group Insurance	40,000	40,000	50,000	50,000
1318	Medicare Insurance	6,504	10,400	11,300	11,300
	Subtotal	871,242	980,600	1,033,700	1,031,900
Maintenance and Operations					
2001	Uniforms and Laundry	7,168	9,200	13,200	10,300
2011	Training, Travel and Dues		1,400	2,400	1,600
2021	Natural Gas	594	400	600	600
2024	Electricity	5,213	6,000	6,000	6,000
2031	Telephone	509	200	900	900
2051	Gas and Lubrications	110,071	134,500	187,700	187,700
2101	Materials and Supplies	42,943	27,300	41,000	41,000
2150	Rents and Leases	54,036	34,000	71,600	71,600
2170	General Insurance	11,400	11,800	14,600	13,400
2201	Repairs and Maint. Auto.	80,324	74,500	100,000	90,000
2222	Repairs and Maint. Other	7,269	6,600	7,400	7,400
2281	Printing	11,004	21,000	26,000	26,000
2401	Contractual Services	2,385	34,000	54,200	54,200
2804	Costs Redistributed	121,200	125,900	140,300	140,300
	Depreciation	235,731			
	Subtotal	689,846	486,800	665,900	651,000
Capital Outlay					
5625	Rehab of Two Trolleys			80,000	80,000
5408	(R&A) Two Personal Computers	*(Prior Years' Capital Outlay shown in Total Only)*		3,800	3,800
5408	(A) Modular Unit			2,000	2,000
5510	(R) Maintenance Truck			45,000	45,000
	Subtotal	0	60,000	130,800	130,800
Special Programs					
8095	AQMD Grant Funds			1,000	1,000
8108	Transit Evening Services	11,424	20,000	16,000	16,000
8304	Paratransit Costs	92,299	83,000	86,400	86,400
8704	OCTA Planning Grant		100,000		
8830	ACT V Lot Restrooms				16,000
	Subtotal	103,723	203,000	103,400	119,400
	Grand Total	**$1,664,811**	**$1,730,400**	**$1,933,800**	**$1,933,100**

Transit Division Position Summary

Position Title	No. of Positions			Salaries		
	Adopted Budget 2006-07	Dept. Request 2007-08	Adopted Budget 2007-08	Adopted Budget 2006-07	Department Request 2007-08	Adopted Budget 2007-08
Sr. Fleet Maint. Supervisor	1	1	1	$79,800	$84,600	$84,600
Lead Bus Driver	1	1	1	56,000	57,700	57,700
Bus Drivers	2	2	2	94,000	96,800	96,800
Maintenance Worker I	1	1	1	41,800	34,200	34,200
TOTAL	5	5	5	$271,600	$273,300	$273,300

Parking Facilities Maintenance Division

Public Works
Parking Authority Fund/3501

Account No.	Account Title	Actual Expenditures 2005-06	Adopted Budget 2006-07	Department Request 2007-08	Adopted Budget 2007-08
Salaries and Wages					
1001	Salaries, Full Time	$167,065	$174,400	$187,400	$187,400
1003	Salaries, Part Time	21,611	26,600	27,900	27,900
1006	Salaries, Overtime	3,991	8,400	10,600	10,600
1009	Salaries, Redistributed	92,300	92,500	98,300	98,300
1038	Sick Leave Payoff	8,685	12,800	12,800	12,800
1040	Vacation Payoff	3,300	4,000	3,700	3,700
1101	Retirement	27,366	28,300	30,800	30,800
1103	P.A.R.S. Retirement	828	1,000	1,100	1,100
1201	Workers' Compensation	2,300	2,800	2,800	2,800
1300	Employee Group Insurance	24,000	24,000	30,000	30,000
1318	Medicare Insurance	1,738	2,000	2,100	2,100
	Subtotal	353,183	376,800	407,500	407,500
Maintenance and Operations					
2001	Uniforms and Laundry	1,968	1,600	1,600	1,600
2011	Training, Travel and Dues		1,000	1,000	1,000
2024	Electricity	2,167	3,100	2,300	2,300
2027	Water	6,112	7,700	6,300	6,300
2031	Telephone	876	500	900	900
2051	Gas and Lubrications	4,082	3,900	6,000	6,000
2101	Materials and Supplies	67,624	131,500	143,500	143,500
2150	Rents and Leases	12,300	14,900	14,200	14,200
2170	General Insurance	3,600	3,900	3,900	3,900
2201	Repairs and Maint. Auto.	5,817	2,100	6,000	6,000
2222	Repairs and Maint. Other	4,956	15,000	15,000	15,000
2281	Printing	1,217	12,500	12,500	5,500
2401	Contractual Services	30,229	40,200	41,800	41,800
2432	Postage	138	3,200	3,200	3,200
2804	Costs Redistributed	116,000	129,300	145,500	143,700
	Subtotal	257,087	370,400	403,700	394,900
Capital Outlay					
5408	(R) Change Machine	*(Prior Years' Capital Outlay shown in Total Only)*		7,500	7,500
	Subtotal	1,910	7,000	7,500	7,500
Special Programs					
8305	Festival Tram Fares	110,000	110,000	110,000	110,000
8306	Parking Study	31,830			
	Subtotal	141,830	110,000	110,000	110,000
	Grand Total	**$754,010**	**$864,200**	**$928,700**	**$919,900**

Parking Facilities Maintenance Position Summary

Position Title	No. of Positions			Salaries		
	Adopted Budget 2006-07	Dept. Request 2007-08	Adopted Budget 2007-08	Adopted Budget 2006-07	Department Request 2007-08	Adopted Budget 2007-08
Maintenance Supervisor	1	1	1	$72,500	$79,400	$79,400
Traffic Maint Technician	1	1	1	$56,000	59,300	59,300
Maintenance Worker I	1	1	1	45,900	48,700	48,700
TOTAL	3	3	3	$174,400	$187,400	$187,400

Street Lighting Division

Public Works
Street Lighting Fund/3601

Account No.	Account Title	Actual Expenditures 2005-06	Adopted Budget 2006-07	Department Request 2007-08	Adopted Budget 2007-08
Salaries and Wages					
1009	Salaries, Redistributed	$14,900	$15,200	$15,300	$15,300
	Subtotal	14,900	15,200	15,300	15,300
Maintenance and Operations					
2024	Electricity	177,758	200,000	180,200	180,200
2101	Materials and Supplies	2,484	3,000	3,000	3,000
2222	Repairs and Maint. Other		2,000	2,000	2,000
2401	Contractual Services	1,552	15,000	15,000	15,000
	Subtotal	181,794	220,000	200,200	200,200
Special Programs					
8621	Holiday Lighting Program	35,000	35,000	35,000	35,000
	Subtotal	35,000	35,000	35,000	35,000
Capital Improvements					
	Capital Improvements	79,583			
	Subtotal	79,583	0	0	0
	Grand Total	**$311,276**	**$270,200**	**$250,500**	**$250,500**

Water Quality Department

The Water Quality Department is organized into two Divisions: Wastewater and Water Quality. There are 15 employees in the Department. The following are descriptions of services provided by Division:

Wastewater - The Wastewater Division is responsible for maintaining 95 miles of sewer lines, 28 lift stations, the four-mile North Coast Interceptor that transmits sewage to the regional treatment plant and 18 Urban Runoff Diversion Units. Key functions include maintaining the wastewater collection system, continuing an aggressive capital improvement program to reduce sewer spills, securing grants and managing low-interest funding, coordinating with the South Orange County Wastewater Authority, complying with mandates from the Environmental Protection Agency and the Regional Water Quality Control Board, and advocating City policy necessary to meet federal Clean Water Act requirements.

The Division has 13 staff allocated to it for FY 2007-08. This includes 11 full-time positions, including 10 crewmembers, a project manager, and the Director of Water Quality and an administrative secretarial position. The later two positions are allocated to both Divisions in the Department.

Water Quality - The Water Quality Division functions to comply with, and implement, the requirements of the National Pollution Discharge Elimination System (water quality) permit. The permit functions to support he federal Clean Water Act and is administered and enforced by the San Diego Regional Water Quality Control Board. The new 2007 permit identifies tasks which cities and counties must complete to comply with the permit and reduce water pollution. This Division consists of two full-time employees responsible for coordinating permit compliance with other City departments, businesses, residents, contractors and the County. In order to carry out these responsibilities, the Division provides education to the community on activities to reduce water pollution, encourages participation, and takes enforcement actions when necessary.

Major Initiatives:

- Reduce sewer spills by developing, identifying funding, and implementing a ten-year capital improvement program for the wastewater system.
- Reduce sewer spills caused by roots through the implementation of the private sewer laterals program.
- Implement programs to reduce water pollution and meet the new water quality regulations.
- Acquire low-interest loans and grant funding to support the Wastewater System Improvements.

The chart below shows the budget structure of the Water Quality Department. The numbers below each division indicate the pages that follow in which a more detailed budget can be found:

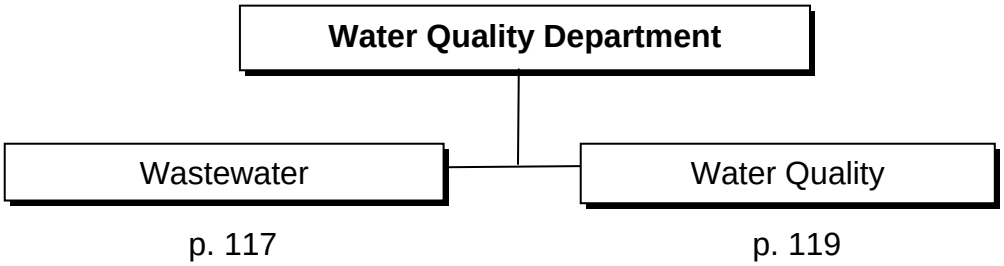

Water Quality Department
Budget Summary

All Divisions

Division	MAJOR CATEGORY OF EXPENDITURE					Division Total
	Salaries & Wages	Maint. & Operations	Capital Outlay	Special Programs	Capital Projects	
Water Quality	$221,900	$24,500	2,400	$185,000		**$433,800**
Wastewater	1,345,100	3,397,800	$8,900	14,300	$1,510,000	**$6,276,100**
Department Total	**$1,567,000**	**$3,422,300**	**$11,300**	**$199,300**	**$1,510,000**	**$6,709,900**

Summary By Division Total

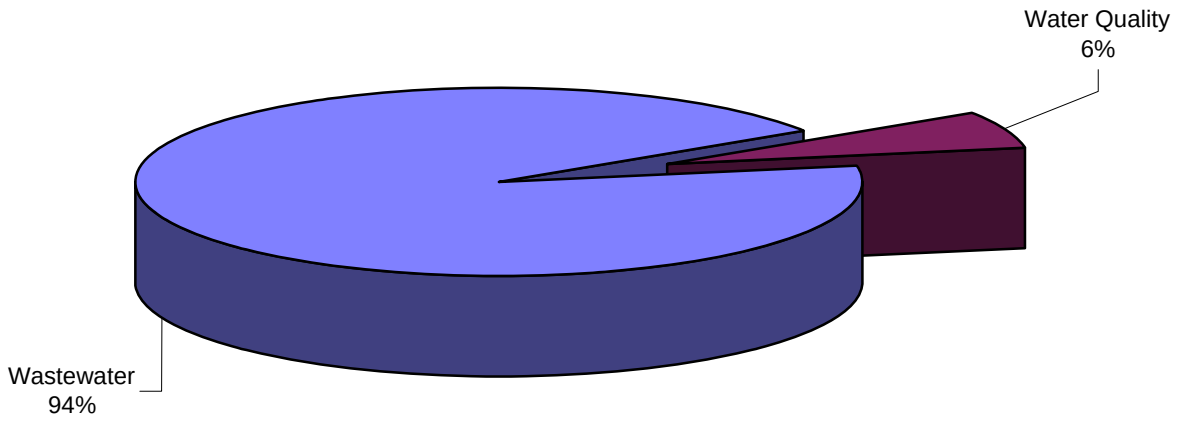

Water Quality Department
Budget Detail

All Divisions

Account No.	Account Title	Actual Expenditures 2005-06	Adopted Budget 2006-07	Department Request 2007-08	Adopted Budget 2007-08
Salaries and Wages					
1001	Salaries, Full Time	$862,020	$970,000	$1,055,200	$1,055,200
1003	Salaries, Part Time	39,960	46,100	50,600	48,400
1006	Salaries, Overtime	35,985	67,600	63,300	63,300
1009	Salaries, Redistributed	11,300	(2,600)	12,300	12,300
1038	Sick Leave Payoff	16,517	15,400	16,500	16,500
1040	Vacation Payoff	14,300	15,100	17,800	17,800
1059	Residency Incentive	11,971			
1101	Retirement	141,712	156,200	169,200	169,200
1103	P.A.R.S. Retirement	1,499	1,700	1,900	1,800
1201	Workers' Compensation	36,800	26,000	19,500	18,600
1300	Employee Group Insurance	120,800	123,200	150,000	150,000
1318	Medicare Insurance	11,498	12,900	13,900	13,900
	Subtotal	1,304,360	1,431,600	1,570,200	1,567,000
Maintenance and Operations					
2001	Uniforms and Laundry	8,027	7,100	7,100	7,100
2011	Training, Travel and Dues	7,134	11,600	11,900	11,900
2021	Natural Gas	2,520	1,900	2,500	2,500
2024	Electricity	108,987	168,700	147,600	147,600
2027	Water	20,634	28,300	23,100	23,100
2031	Telephone	22,681	15,400	19,200	19,200
2051	Gas and Lubrications	20,538	12,000	16,000	16,000
2101	Materials and Supplies	64,502	54,200	60,200	60,200
2150	Rents and Leases	110,011	116,900	116,700	116,700
2160	Lease Payments-Debt Service	557,710	610,000	600,000	600,000
2170	General Insurance	115,500	100,100	82,900	66,500
2201	Repairs and Maint. Auto.	44,825	21,500	22,500	22,500
2222	Repairs and Maint. Other	109,037	124,300	125,300	125,300
2281	Printing	669	2,500	3,000	3,000
2401	Contractual Services	68,346	53,500	57,000	57,000
2402	Contractual SOCWA Operation	1,237,280	1,390,000	1,480,000	1,480,000
2432	Postage	5,386	9,500	9,500	9,500
2521	Interest	20,870	450,000	468,000	468,000
2522	Loan Administration Fees	305	12,000	12,000	12,000
2804	Costs Redistributed	140,400	156,500	176,900	174,200
	Subtotal	2,665,361	3,346,000	3,441,400	3,422,300

Water Quality Department
Budget Detail (Con't)

All Divisions

Account No.	Account Title	Actual Expenditures 2005-06	Adopted Budget 2006-07	Department Request 2007-08	Adopted Budget 2007-08
Capital Outlay					
5408	Office Furniture & Equipment			4,800	4,800
5622	Other Equipment	30,000	25,000	6,500	6,500
	Subtotal	30,000	25,000	11,300	11,300
Special Programs					
	Special Programs	395,389	277,600	210,300	199,300
	Subtotal	395,389	277,600	210,300	199,300
Capital Improvements					
	Capital Improvement Projects	3,087,654	1,075,000	1,510,000	1,510,000
	Subtotal	3,087,654	1,075,000	1,510,000	1,510,000
	Grand Total	**$7,482,764**	**$6,155,200**	**$6,743,200**	**$6,709,900**

Water Quality Department
Position Summary

All Divisions

Position Title	No. of Positions			Salaries		
	Adopted Budget 2006-07	Dept. Request 2007-08	Adopted Budget 2007-08	Adopted Budget 2006-07	Department Request 2007-08	Adopted Budget 2007-08
Water Quality Director	1	1	1	$151,000	$161,600	$161,600
Project Manager	1	1	1	83,800	88,700	88,700
Sr. Sewer Services Supervisor	1	1	1	79,700	88,700	88,700
Principal Water Quality Analyst	1			86,400		
Sr. Water Quality Analyst		1	1		79,900	79,900
Maintenance Supervisor	1	1	1	72,500	80,700	80,700
Environmental Specialist	1	1	1	58,500	65,000	65,000
Maintenance Lead Workers	1	1	1	55,500	63,500	63,500
Administrative Secretary	1	1	1	56,000	59,300	59,300
Maintenance Workers II	4	3	4	185,500	207,800	207,800
Maintenance Workers I	3	4	3	132,000	137,400	137,400
Housing Assistance Program				9,100	20,000	20,000
Medical Coverage Waiver					2,600	2,600
TOTAL	15	15	15	$970,000	$1,055,200	$1,055,200

Water Quality Division

Account No.	Account Title	Actual Expenditures 2005-06	Adopted Budget 2006-07	Department Request 2007-08	Adopted Budget 2007-08
Salaries and Wages					
1001	Salaries, Full Time	$129,444	$144,900	$144,900	$144,900
1006	Salaries, Overtime	4,729	5,100	5,600	5,600
1009	Salaries, Redistributed	13,400	13,800	14,000	14,000
1038	Sick Leave Payoff	3,300	3,700	5,000	5,000
1040	Vacation Payoff	2,000	1,900	5,000	5,000
1101	Retirement	20,878	23,500	23,700	23,700
1201	Workers' Compensation	1,100	1,500	1,500	1,500
1300	Employee Group Insurance	16,000	16,000	20,000	20,000
1318	Medicare Insurance	1,922	2,200	2,200	2,200
	Subtotal	192,773	212,600	221,900	221,900
Maintenance and Operations					
2011	Training, Travel and Dues	726	1,000	1,000	1,000
2031	Telephone	1,883	2,000	1,900	1,900
2051	Gas and Lubrications	288	400	400	400
2101	Materials and Supplies	1,773	1,200	1,200	1,200
2150	Rents and Leases	9,300	9,300	9,300	9,300
2170	General Insurance	2,600	2,100	3,300	3,000
2201	Repairs and Maint. Auto.	448	400	400	400
2222	Repairs and Maint. Other		300	300	300
2281	Printing	105	500	600	600
2401	Contractual Services	327	2,000	2,400	2,400
2432	Postage	5,142	4,000	4,000	4,000
	Subtotal	22,592	23,200	24,800	24,500
Capital Outlay					
5408	(R) Personal Computer			2,400	2,400
	Subtotal	0	0	2,400	2,400
Special Programs					
8002	Aliso Creek Study	57,000	20,000	7,000	7,000
8103	Treasure Island Marine Plan	74,613	97,000	30,000	30,000
8303	Public Education	13,358	15,000	15,000	15,000
8314	Heisler Park Study	21,238	45,000	45,000	45,000
8533	NPDES Storm Water Permit	92,477	83,300	84,000	84,000
8534	Ocean Bacteria Evaluation	700			
8543	Laguna Creek Restoration	38,267	3,000	15,000	4,000
	Subtotal	297,652	263,300	196,000	185,000
	Grand Total	**$513,017**	**$499,100**	**$445,100**	**$433,800**

Water Quality Position Summary

Position Title	No. of Positions			Salaries		
	Adopted Budget 2006-07	Dept. Request 2007-08	Adopted Budget 2007-08	Adopted Budget 2006-07	Department Request 2007-08	Adopted Budget 2007-08
Principal Water Quality Analyst	1			$86,400		
Sr. Water Quality Analyst		1	1		$79,900	$79,900
Environmental Specialist	1	1	1	58,500	65,000	65,000
TOTAL	2	2	2	$144,900	$144,900	$144,900

Wastewater Division

Account No.	Account Title	Actual Expenditures 2005-06	Adopted Budget 2006-07	Department Request 2007-08	Adopted Budget 2007-08
Salaries and Wages					
1001	Salaries, Full Time	$732,576	$825,100	$910,300	$910,300
1003	Salaries, Part Time	39,960	46,100	50,600	48,400
1006	Salaries, Overtime	31,256	62,500	57,700	57,700
1009	Salaries, Redistributed	(2,100)	(16,400)	(1,700)	(1,700)
1038	Sick Leave Payoff	13,217	11,700	11,500	11,500
1040	Vacation Payoff	12,300	13,200	12,800	12,800
1059	Residency Incentive	11,971			
1101	Retirement	120,834	132,700	145,500	145,500
1103	P.A.R.S. Retirement	1,499	1,700	1,900	1,800
1201	Workers' Compensation	35,700	24,500	18,000	17,100
1300	Employee Group Insurance	104,800	107,200	130,000	130,000
1318	Medicare Insurance	9,576	10,700	11,700	11,700
	Subtotal	1,111,588	1,219,000	1,348,300	1,345,100
Maintenance and Operations					
2001	Uniforms and Laundry	8,027	7,100	7,100	7,100
2011	Training, Travel and Dues	6,407	10,600	10,900	10,900
2021	Natural Gas	2,520	1,900	2,500	2,500
2024	Electricity	108,987	168,700	147,600	147,600
2027	Water	20,634	28,300	23,100	23,100
2031	Telephone	20,798	13,400	17,300	17,300
2051	Gas and Lubrications	20,249	11,600	15,600	15,600
2101	Materials and Supplies	62,729	53,000	59,000	59,000
2150	Rents and Leases	100,711	107,600	107,400	107,400
2160	Lease Payments-Debt Service	557,710	610,000	600,000	600,000
2170	General Insurance	112,900	98,000	79,600	63,500
2201	Repairs and Maint. Auto.	44,377	21,100	22,100	22,100
2222	Repairs and Maint. Other	109,037	124,000	125,000	125,000
2281	Printing	564	2,000	2,400	2,400
2401	Contractual Services	68,019	51,500	54,600	54,600
2402	Contractual SOCWA Operation	1,237,280	1,390,000	1,480,000	1,480,000
2432	Postage	244	5,500	5,500	5,500
2521	Bond Interest	20,870	450,000	468,000	468,000
2522	Loan Administration Fees	305	12,000	12,000	12,000
2804	Costs Redistributed	140,400	156,500	176,900	174,200
	Subtotal	2,642,769	3,322,800	3,416,600	3,397,800

Wastewater Division (Con't)

Account No.	Account Title	Actual Expenditures 2005-06	Adopted Budget 2006-07	Department Request 2007-08	Adopted Budget 2007-08
Capital Outlay					
5408	(R) Personal Computer	*(Prior Years' Capital Outlay shown in Total Only)*		2,400	2,400
5622	(R) 2 1/2 T Crane Hoist			6,500	6,500
	Subtotal	30,000	25,000	8,900	8,900
Special Programs					
8206	Wastewater Grease Control Prog.	3,330	9,300	9,300	9,300
8208	Computerized Maint Mgmt System	21,982		5,000	5,000
8324	Sewer Alarm Monitoring System	67,849			
8402	Alarm System Computer Equipment	4,576			
	Subtotal	97,737	9,300	14,300	14,300
Capital Improvements					
	Capital Improvement Projects	3,087,654	1,075,000	1,510,000	1,510,000 *
	Subtotal	3,087,654	1,075,000	1,510,000	1,510,000
	Grand Total	**$6,969,748**	**$5,651,100**	**$6,298,100**	**$6,276,100**

**Represents six projects funded from the Wastewater Fund. See Water Quality Department Capital Improvement Project Section (p. 207) for project descriptions.*

Wastewater Division Position Summary

Position Title	No. of Positions			Salaries		
	Adopted Budget 2006-07	Dept. Request 2007-08	Adopted Budget 2007-08	Adopted Budget 2006-07	Department Request 2007-08	Adopted Budget 2007-08
Water Quality Director	1	1	1	$151,000	$161,600	$161,600
Project Manager	1	1	1	83,800	88,700	88,700
Sr. Sewer Services Supervisor	1	1	1	79,700	88,700	88,700
Maintenance Supervisor	1	1	1	72,500	80,700	80,700
Maintenance Lead Worker	1	1	1	55,500	63,500	63,500
Administrative Secretary	1	1	1	56,000	59,300	59,300
Maintenance Workers II	4	4	4	185,500	207,800	207,800
Maintenance Workers I	3	3	3	132,000	137,400	137,400
Housing Assistance Program				9,100	20,000	20,000
Medical Coverage Waiver					2,600	2,600
TOTAL	13	13	13	$825,100	$910,300	$910,300

Community Development Department

The Community Development Department is organized into the following four divisions: Administration, Zoning, Building and Planning. A description of services provided by each division is as follows:

Administrative Division – The Administrative Division consists of the Director of Community Development and an Administrative Secretary. The Director is responsible for the overall operation of the Department, including the Department work priorities, budget, personnel and project scheduling. The Director also supervises the Senior Code Enforcement Officer.

Zoning Division – This Division is managed by the City's Zoning Administrator and principally engages in zoning plan check functions and provides staff support to the Design Review Board. The Zoning Division is responsible for the administration of the Zoning Code. The Zoning Division staff is also involved in the processing of certificates of use and real property reports. This division is financially self-sustaining with zoning review fees covering the operational expenses of the division. The Zoning Division also provides staff support for the Heritage Committee.

Building Safety Division – The Building Safety Division is managed by the City's Building Official. The Division provides building plan checks (for compliance with the Uniform Building Code), issues building permits, conducts all field inspections and provides clerical support at the public counter. This Division is financially self-sustaining with building permit and plan check fees covering the operational expenses of the Division. In the 2006 calendar year, the Building Safety Division issued 1,609 permits for a total permit valuation of $74 million.

Planning Division – This Division is managed by the Planning Administrator and is responsible for all current and advanced planning projects, such as Conditional Use Permits, Subdivisions, Specific Plans and the City General Plan. The Planning Division is also responsible for the City's Historic Preservation Program and the majority of the Department's Special Projects. Current Special Projects that maintain high City Council priorities are listed below. The Planning Division provides staff support to the Planning Commission and Open Space Committee.

Major Initiatives:

- Village Entrance Project EIR.
- General Plan Updates (Housing and Land use elements).
- Building Permit Software Upgrade.
- Design Review Task Force report recommendations implementation.

The chart below shows the budget structure of the Community Development Department. The numbers below each activity indicate the pages that follow in which a more detailed budget can be found:

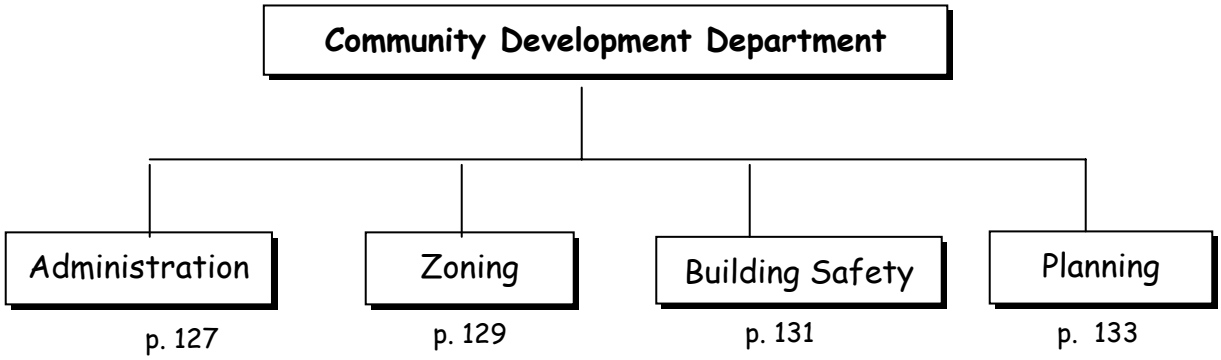

Community Development Department
Budget Summary

All Divisions

Division	MAJOR CATEGORY OF EXPENDITURE					Division Total
	Salaries & Wages	Maint. & Operations	Capital Outlay	Special Programs	Capital Projects	
Administration	$354,100	$51,000		$500		**$405,600**
Zoning	786,000	35,100		60,000		**$881,100**
Building Safety	1,203,900	156,800		40,000		**$1,400,700**
Planning	680,200	32,000		100,000		**$812,200**
Department Total	**$3,024,200**	**$274,900**	**$0**	**$200,500**	**$0**	**$3,499,600**

Summary By Division Total

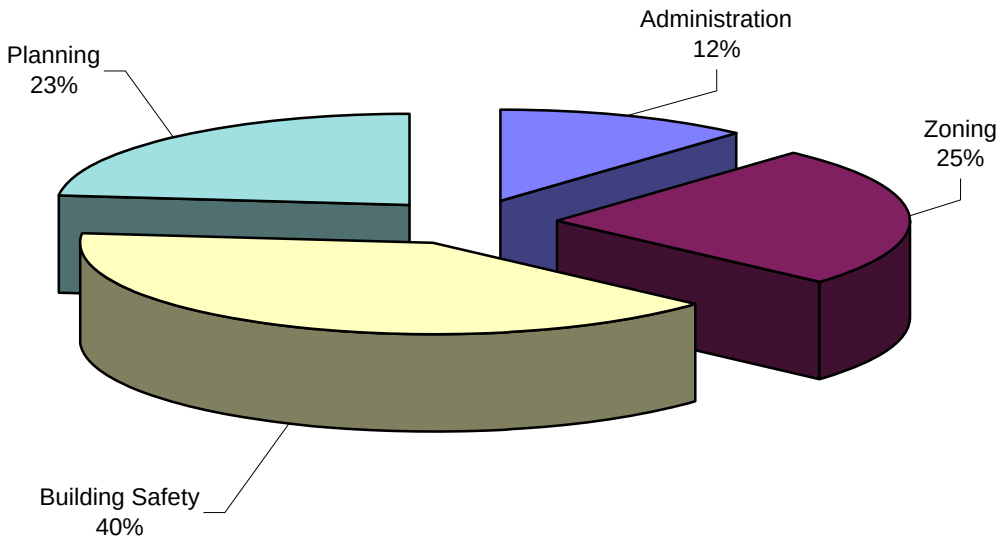

Community Development Department
Budget Detail

All Divisions

Account No.	Account Title	Actual Expenditures 2005-06	Adopted Budget 2006-07	Department Request 2007-08	Adopted Budget 2007-08
Salaries and Wages					
1001	Salaries, Full Time	$1,649,785	$1,900,300	$2,038,000	$2,038,000
1003	Salaries, Part Time	82,409	91,500	105,100	114,100
1006	Salaries, Overtime	54,699	67,300	71,100	71,100
1038	Sick Leave Payoff	45,169	42,100	47,900	47,900
1040	Vacation Payoff	42,300	45,500	88,700	88,700
1101	Retirement	267,772	307,800	332,600	332,600
1103	P.A.R.S. Retirement	3,091	3,500	3,800	4,200
1201	Workers' Compensation	39,700	37,700	28,400	27,500
1300	Employee Group Insurance	192,000	208,000	270,000	270,000
1318	Medicare Insurance	23,550	27,700	30,000	30,100
	Subtotal	2,400,474	2,731,400	3,015,600	3,024,200
Maintenance and Operations					
2011	Training, Travel and Dues	11,706	27,000	37,100	34,600
2024	Electricity	10,988	13,100	11,300	11,300
2027	Water	514	700	600	600
2031	Telephone	10,784	8,100	10,800	10,800
2051	Gas and Lubrications	7,931	9,700	12,100	12,100
2101	Materials and Supplies	23,893	25,800	35,300	33,100
2150	Rents and Leases	17,700	20,600	27,200	27,200
2170	General Insurance	30,267	28,000	32,000	32,000
2201	Repairs and Maint. Auto.	110	1,800	2,900	2,900
2222	Repairs and Maint. Other	407	4,200	4,800	4,800
2281	Printing	10,798	25,800	17,900	17,900
2401	Contractual Services	48,010	45,400	177,600	87,600
	Subtotal	173,109	210,200	369,600	274,900
Capital Outlay					
5408	Office Furniture & Equipment	17,403	32,100	3,800	
	Subtotal	17,403	32,100	3,800	0
Special Programs					
	Special Programs	129,551	146,600	205,500	200,500
	Subtotal	129,551	146,600	205,500	200,500
Capital Improvements					
	Village Entrance Project	111,910		250,000	
	Subtotal	111,910	0	250,000	0
	Grand Total	**$2,832,447**	**$3,120,300**	**$3,844,500**	**$3,499,600**

Community Development Department
Position Summary

All Divisions

Position Title	No. of Positions			Salaries		
	Adopted Budget 2006-07	Dept. Request 2007-08	Adopted Budget 2007-08	Adopted Budget 2006-07	Department Request 2007-08	Adopted Budget 2007-08
Dir. of Comm. Development	1	1	1	$137,500	$147,100	$147,100
Building Official	1	1	1	114,300	122,500	122,500
Zoning Administrator	1	1	1	114,300	122,500	122,500
Planning Administrator	1	1	1	114,300	122,500	122,500
Sr. Plan Checker	1	1	1	100,000	111,300	111,300
Sr. Building Inspector/Plan Checker	1	1	1	83,700	88,800	88,800
Sr.Code Enfor. Officer	1	1	1	69,200	73,400	73,400
Code Enfor. Officer		1	1		61,200	61,200
Code Enfor. Aide	1			55,700		
Principal Planners	2	3	3	180,200	286,700	286,700
Senior Planners	2	1	1	159,700	80,500	80,500
Associate Planner	1			76,100		
Assistant Planner	1	2	2	62,300	132,300	132,300
Building Inspectors	2	2	2	138,500	146,800	146,800
Sr. Building Inspector	1	1	1	76,100	80,700	80,700
Administrative Secretaries	2	2	2	112,000	118,600	118,600
Sr. Permit Aide	1	2	2	51,700	112,200	112,200
Records Management Coordinator		1	1		52,100	52,100
Permit Aide	2	1	1	89,800	42,800	42,800
Senior Clerks	3	2	2	121,500	81,600	81,600
Typist Clerk	1	1	1	43,400	46,000	46,000
Assignment Pay					5,800	5,800
Medical Coverage Waiver					2,600	2,600
TOTAL	26	26	26	$1,900,300	$2,038,000	$2,038,000

Administration Division

Community Development
General Fund/4101

Account No.	Account Title	Actual Expenditures 2005-06	Adopted Budget 2006-07	Department Request 2007-08	Adopted Budget 2007-08
Salaries and Wages					
1001	Salaries, Full Time	$186,181	$193,500	$209,300	$209,300
1006	Salaries, Overtime	4,567	6,100	6,400	6,400
1038	Sick Leave Payoff	13,654	13,700	15,400	15,400
1040	Vacation Payoff	19,800	20,000	58,900	58,900
1101	Retirement	28,937	31,300	34,200	34,200
1201	Workers' Compensation	15,900	10,700	7,300	6,800
1300	Employee Group Insurance	16,000	16,000	20,000	20,000
1318	Medicare Insurance	2,777	2,900	3,100	3,100
	Subtotal	287,817	294,200	354,600	354,100
Maintenance and Operations					
2011	Training, Travel and Dues	5,009	6,200	6,700	6,700
2024	Electricity	10,092	13,100	11,000	11,000
2027	Water	514	700	600	600
2031	Telephone	10,784	8,100	10,800	10,800
2101	Materials and Supplies	2,079	4,000	3,500	3,500
2150	Rents and Leases	6,600	6,600	3,400	3,400
2170	General Insurance	2,400	2,600	8,100	8,100
2222	Repairs and Maint. Other		500	600	600
2281	Printing	42	200	300	300
2401	Contractual Services	8,503	6,000	6,000	6,000
	Subtotal	46,023	48,000	51,000	51,000
Capital Outlay					
5408	(R) Two personal Computers	*(Prior Years' Capital Outlay shown in Total Only)*		3,800	
	Subtotal	10,878	1,700	3,800	0
Special Programs					
8015	Heritage Committee	872	500	500	500
8999	CEQA Fees			5,000	
	Subtotal	872	500	5,500	500
	Grand Total	**$345,589**	**$344,400**	**$414,900**	**$405,600**

Administration Division Position Summary

Position Title	No. of Positions			Salaries		
	Adopted Budget 2006-07	Dept. Request 2007-08	Adopted Budget 2007-08	Adopted Budget 2006-07	Department Request 2007-08	Adopted Budget 2007-08
Dir. of Comm. Development	1	1	1	$137,500	$147,100	$147,100
Administrative Secretary	1	1	1	56,000	59,300	59,300
Assignment Pay					2,900	2,900
TOTAL	2	2	2	$193,500	$209,300	$209,300

Zoning Division

Community Development
General Fund/4102

Account No.	Account Title	Actual Expenditures 2005-06	Adopted Budget 2006-07	Department Request 2007-08	Adopted Budget 2007-08
Salaries and Wages					
1001	Salaries, Full Time	$336,146	$479,600	$517,000	$517,000
1003	Salaries, Part Time	49,555	52,600	57,200	56,200
1006	Salaries, Overtime	18,140	18,100	19,200	19,200
1038	Sick Leave Payoff	9,814	9,000	13,300	13,300
1040	Vacation Payoff	4,500	5,900	10,000	10,000
1042	Comp Time Payoffs				
1101	Retirement	55,074	77,700	84,500	84,500
1103	P.A.R.S. Retirement	1,859	2,000	2,100	2,100
1201	Workers' Compensation	5,100	5,900	5,100	5,100
1300	Employee Group Insurance	40,000	56,000	70,000	70,000
1318	Medicare Insurance	5,857	7,900	8,600	8,600
	Subtotal	526,045	714,700	787,000	786,000
Maintenance and Operations					
2011	Training, Travel and Dues	1,188	10,500	11,300	11,300
2101	Materials and Supplies	3,854	5,400	8,800	8,800
2170	General Insurance	6,567	5,400	7,100	7,100
2222	Repairs and Maint. Other		500	600	600
2281	Printing	3,022	14,300	5,500	5,500
2401	Contractual Services	264	1,800	86,800	1,800
	Subtotal	14,895	37,900	120,100	35,100
Capital Outlay					
5408	Office Furniture & Equipment		9,500		
	Subtotal	0	9,500	0	0
Special Programs					
8501	Landscape Review Consulting	23,365	40,000	60,000	60,000
8701	Televise DRB Meetings		16,100		
8702	Design Review Brochure		40,000		
	Subtotal	23,365	96,100	60,000	60,000
	Grand Total	**$564,305**	**$858,200**	**$967,100**	**$881,100**

Zoning Division Position Summary

Position Title	No. of Positions			Salaries		
	Adopted Budget 2006-07	Dept. Request 2007-08	Adopted Budget 2007-08	Adopted Budget 2006-07	Department Request 2007-08	Adopted Budget 2007-08
Zoning Administrator	1	1	1	$114,300	$122,500	$122,500
Principal Planner		1	1		95,600	95,600
Senior Planner	1			83,700		
Assistant Planner		1	1		73,400	73,400
Associate Planner	1			76,100		
Code Enfor. Officer		1	1		61,200	61,200
Code Enfor. Aide	1			55,700		
Administrative Secretary	1	1	1	56,000	59,300	59,300
Sr. Permit Aide		1	1		56,100	56,100
Typist Clerk	1	1	1	43,400	46,000	46,000
Permit Aide	1			50,400		
Assignment Pay					2,900	2,900
TOTAL	7	7	7	$479,600	$517,000	$517,000

Building Safety Division

Community Development
General Fund/4104

Account No.	Account Title	Actual Expenditures 2005-06	Adopted Budget 2006-07	Department Request 2007-08	Adopted Budget 2007-08
Salaries and Wages					
1001	Salaries, Full Time	$704,092	$757,000	$817,100	$817,100
1003	Salaries, Part Time	26,253	32,300	41,300	51,300
1006	Salaries, Overtime	27,844	29,600	31,400	31,400
1038	Sick Leave Payoff	12,100	10,700	11,100	11,100
1040	Vacation Payoff	14,900	16,100	16,000	16,000
1101	Retirement	115,028	122,600	133,100	133,100
1103	P.A.R.S. Retirement	985	1,300	1,500	1,900
1201	Workers' Compensation	15,100	16,700	11,500	11,100
1300	Employee Group Insurance	88,000	88,000	120,000	120,000
1318	Medicare Insurance	8,902	9,900	10,800	10,900
	Subtotal	1,013,204	1,084,200	1,193,800	1,203,900
Maintenance and Operations					
2011	Training, Travel and Dues	2,361	4,300	13,100	10,600
2024	Electricity	896		300	300
2051	Gas and Lubrications	7,931	9,700	12,100	12,100
2101	Materials and Supplies	8,798	7,600	12,100	10,800
2150	Rents and Leases	11,100	14,000	23,800	23,800
2170	General Insurance	14,500	13,800	10,500	10,500
2201	Repairs and Maint. Auto.	110	1,800	2,900	2,900
2222	Repairs and Maint. Other	407	1,200	1,400	1,400
2281	Printing	2,630	4,300	4,600	4,600
2401	Contractual Services	39,244	37,600	79,800	79,800
	Subtotal	87,976	94,300	160,600	156,800
Capital Outlay					
5408	Office Furniture & Equipment	5,049	17,100		
	Subtotal	5,049	17,100	0	0
Special Programs					
8502	Building Permit Software				
8503	Document Scanning	64,388	50,000	40,000	40,000
	Subtotal	64,388	50,000	40,000	40,000
	Grand Total	**$1,170,618**	**$1,245,600**	**$1,394,400**	**$1,400,700**

Building Safety Position Summary

Position Title	No. of Positions			Salaries		
	Adopted Budget 2006-07	Dept. Request 2007-08	Adopted Budget 2007-08	Adopted Budget 2006-07	Department Request 2007-08	Adopted Budget 2007-08
Building Official	1	1	1	$114,300	$122,500	$122,500
Sr. Plan Checker	1	1	1	100,000	111,300	111,300
Sr. Building Inspector/Plan Checker	1	1	1	83,700	88,800	88,800
Sr. Building Inspector	1	1	1	76,100	80,700	80,700
Sr.Code Enfor. Officer	1	1	1	69,200	73,400	73,400
Building Inspectors	2	2	2	138,500	146,800	146,800
Sr. Permit Aide	1	1	1	51,700	56,100	56,100
Permit Aide	1	1	1	39,400	42,800	42,800
Records Management Coordinator		1	1		52,100	52,100
Senior Clerks	2	1	1	84,100	40,000	40,000
Medical Coverage Waiver					2,600	2,600
TOTAL	11	11	11	$757,000	$817,100	$817,100

Planning Division

Community Development
General Fund/4106

Account No.	Account Title	Actual Expenditures 2005-06	Adopted Budget 2006-07	Department Request 2007-08	Adopted Budget 2007-08
Salaries and Wages					
1001	Salaries, Full Time	$423,366	$470,200	$494,600	$494,600
1003	Salaries, Part Time	6,600	6,600	6,600	6,600
1006	Salaries, Overtime	4,148	13,500	14,100	14,100
1038	Sick Leave Payoff	9,600	8,700	8,100	8,100
1040	Vacation Payoff	3,100	3,500	3,800	3,800
1101	Retirement	68,733	76,200	80,800	80,800
1103	P.A.R.S. Retirement	248	200	200	200
1201	Workers' Compensation	3,600	4,400	4,500	4,500
1300	Employee Group Insurance	48,000	48,000	60,000	60,000
1318	Medicare Insurance	6,014	7,000	7,500	7,500
	Subtotal	573,408	638,300	680,200	680,200
Maintenance and Operations					
2011	Training, Travel and Dues	3,148	6,000	6,000	6,000
2101	Materials and Supplies	9,163	8,800	10,900	10,000
2170	General Insurance	6,800	6,200	6,300	6,300
2222	Repairs and Maint. Other		2,000	2,200	2,200
2281	Printing	5,104	7,000	7,500	7,500
2401	Contractual Services			5,000	
	Subtotal	24,214	30,000	37,900	32,000
Capital Outlay					
5408	Office Furniture & Equipment	1,475	3,800		
	Subtotal	1,475	3,800	0	0
Special Programs					
8315	Parking Management Study	40,926			
8999	Land Use Element EIR			100,000	100,000
	Subtotal	40,926	0	100,000	100,000
Capital Improvements					
9321	Village Entrance Project*	111,910		250,000	
	Subtotal	111,910	0	250,000	0
	Grand Total	**$751,935**	**$672,100**	**$1,068,100**	**$812,200**

* *Funded by the Capital Improvement Fund.*

Planning Division Position Summary

Position Title	No. of Positions			Salaries		
	Adopted Budget 2006-07	Dept. Request 2007-08	Adopted Budget 2007-08	Adopted Budget 2006-07	Department Request 2007-08	Adopted Budget 2007-08
Planning Administrator	1	1	1	$114,300	$122,500	$122,500
Principal Planners	2	2	2	180,200	191,100	191,100
Senior Planner	1	1	1	76,000	80,500	80,500
Assistant Planner	1	1	1	62,300	58,900	58,900
Senior Clerk	1	1	1	37,400	41,600	41,600
TOTAL	6	6	6	$470,200	$494,600	$494,600

Community Services Department

The Community Services Department is organized into three Divisions: Recreation and Social Services, Swimming Pool and Community Assistance. There are 6.5 authorized full-time positions, approximately 75 seasonal and part-time positions, and more than 85 contracted instructors. A description of services provided by each division is as follows:

Recreation and Social Services - The Recreation and Social Services Division consists of 5.5 full-time and approximately 50 seasonal employees. It provides a variety of recreation and cultural activities, and supplements the social services and senior citizen needs in the community. The Division is responsible for a variety of activities: sports programs for both youth and adults; parenting and tiny tot classes and various dance and exercise activities. Senior programs are offered at little or no charge. A quarterly brochure of activities is mailed to all Laguna Beach residents. In addition, the Division manages the City Hall Recreation Building, Lang Park Community Center, and the Veteran's Memorial Community Center (Senior Center), the Cold Weather Shelter, and non-metered parking lot programs. Class fees, sports programs, permit charges, program advertising, rents, leases, and special program reimbursements generate about 71% of the Division's budget, excluding the cost of operating the parking lots.

Swimming Pool - This Division has one full-time Pool Manager and approximately 25 seasonal personnel. The Division is responsible for managing the aquatic facility shared with the Laguna Beach Unified School District. Apart from maintaining the pool and related equipment, a variety of special programs are offered through the Recreation Division: beginning through advanced Red Cross swim lessons, lap swimming, aquatic exercises, youth swim and water polo teams, water safety certification, etc. The cost to operate the pool is $420,900 per year, $35,300 of which is reimbursed by the School District for shared operating expenses which include utilities, chemicals, testing supplies, deck furniture, mats and general repairs and maintenance (30% of totals). The various swim programs and facility rentals generate an additional $160,600. Currently, operating costs exceed revenues by approximately $225,000 per year.

Community Assistance - The Community Assistance Grant Program provides funds to help support local community organizations. The allocation for fiscal year 2007-08 is $213,500. This amount represents the lease payment received from the Festival of Arts. The City Council usually appoints two Council members to recommend the allocation of this money.

Major Initiatives:

- Prepare for the opening of the new Community and Senior Center

The chart below shows the budget structure of the Community Services Department. The numbers below each activity indicate the pages that follow in which a more detailed budget can be found:

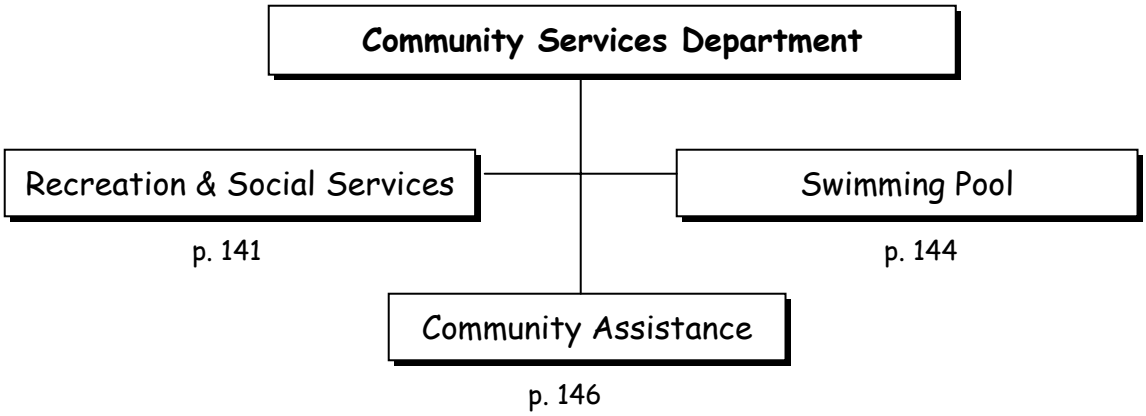

Community Services Department
Budget Summary

All Divisions

Division	MAJOR CATEGORY OF EXPENDITURE					Division Total
	Salaries & Wages	Maint. & Operations	Capital Outlay	Special Programs	Capital Projects	
Recreation & Social Serv.	$696,500	$773,000	$3,500	$195,700		**$1,668,700**
Swimming Pool	196,100	211,600	15,000			**$422,700**
Community Assistance		213,500				**$213,500**
Department Total	**$892,600**	**$1,198,100**	**$18,500**	**$195,700**	**$0**	**$2,304,900**

Summary By Division Total

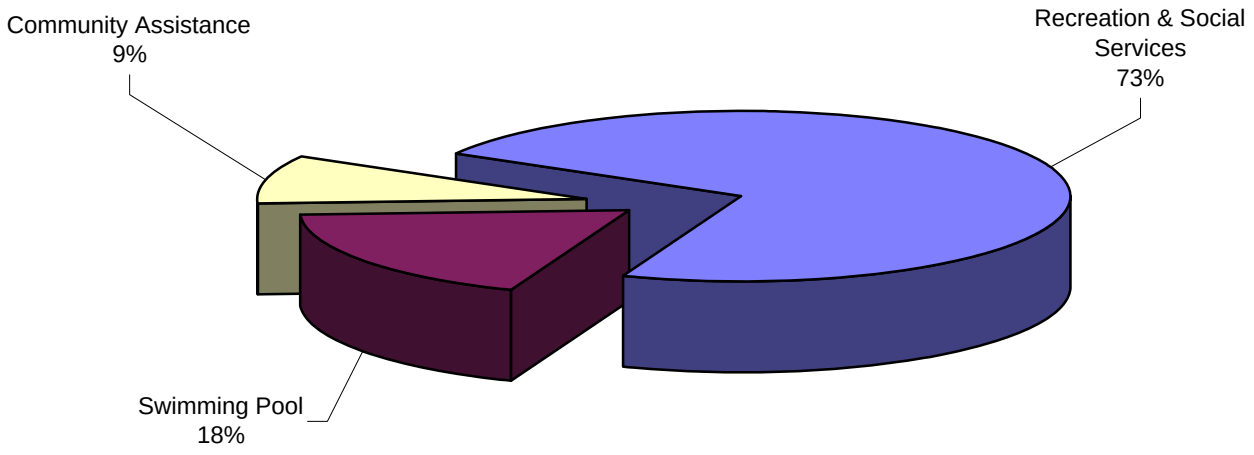

Community Services Department
Budget Detail

All Divisions

Account No.	Account Title	Actual Expenditures 2005-06	Adopted Budget 2006-07	Department Request 2007-08	Adopted Budget 2007-08
Salaries and Wages					
1001	Salaries, Full Time	$416,251	$451,900	$480,500	$480,500
1003	Salaries, Part Time	195,304	211,200	237,400	237,400
1006	Salaries, Overtime	6,031	2,200	3,500	3,500
1009	Salaries, Redistributed	(15,900)	(15,500)	(18,500)	(18,500)
1038	Sick Leave Payoff	8,300	8,000	11,100	11,100
1040	Vacation Payoff	4,900	4,600	12,500	12,500
1101	Retirement	63,387	73,200	78,100	78,100
1103	P.A.R.S. Retirement	5,391	7,900	8,900	8,900
1201	Workers' Compensation	5,000	6,000	6,000	6,100
1300	Employee Group Insurance	52,000	52,000	65,000	65,000
1318	Medicare Insurance	6,220	7,500	8,000	8,000
	Subtotal	746,884	809,000	892,500	892,600
Maintenance and Operations					
2001	Uniforms and Laundry	1,346	3,100	3,100	3,100
2011	Training, Travel and Dues	11,201	12,800	13,700	13,700
2021	Natural Gas	50,479	49,100	52,700	52,700
2024	Electricity	30,353	38,400	40,700	40,700
2027	Water	8,390	9,400	12,500	12,500
2031	Telephone	5,492	5,800	5,600	5,600
2101	Materials and Supplies	47,833	62,900	63,600	63,600
2150	Rents and Leases	29,825	29,200	29,700	29,700
2170	General Insurance	7,500	8,300	8,400	8,400
2222	Repairs and Maint. Other	31,343	20,700	22,700	22,700
2281	Printing	35,130	39,800	46,300	46,300
2401	Contractual Services	588,522	624,300	669,700	669,700
2432	Postage	11,826	15,600	15,900	15,900
	Community Assistance	175,000	213,000	420,180	213,500
	Subtotal	1,034,240	1,132,400	1,404,780	1,198,100
Capital Outlay					
5305	Improvements Other Than Buildings		8,000	15,000	15,000
5408	Office Furniture & Equipment	2,903	1,900	5,400	3,500
5622	Other Equipment	3,600	52,000		
	Subtotal	6,503	61,900	20,400	18,500

Community Services Department
Budget Detail (Con't)

All Divisions

Account No.	Account Title	Actual Expenditures 2005-06	Adopted Budget 2006-07	Department Request 2007-08	Adopted Budget 2007-08
Special Programs					
	Special Programs	99,568	154,300	195,700	195,700
	Subtotal	99,568	154,300	195,700	195,700
	Grand Total	**$1,887,195**	**$2,157,600**	**$2,513,380**	**$2,304,900**

Community Services Department
Position Summary

All Divisions

Position Title	No. of Positions			Salaries		
	Adopted Budget 2006-07	Dept. Request 2007-08	Adopted Budget 2007-08	Adopted Budget 2006-07	Department Request 2007-08	Adopted Budget 2007-08
Dir of Community Services/ Assistant to the City Manager	1	1	1	$124,400	$133,400	$133,400
Sr. Recreation Supervisors	2	2	2	145,000	161,400	161,400
Administrative Secretary	1	1	1	56,000	59,300	59,300
Pool Manager	1	1	1	53,000	56,100	56,100
Senior Services Coordinator	0.75	0.75	0.75	46,000	36,900	36,900
Senior Clerk		0.75	0.75		30,800	30,800
Typist Clerk	0.75			27,500		
Medical Coverage Waiver					2,600	2,600
TOTAL	6.5	6.5	6.5	$451,900	$480,500	$480,500

Recreation & Social Services Division

Community Services
General Fund/5101

Account No.	Account Title	Actual Expenditures 2005-06	Adopted Budget 2006-07	Department Request 2007-08	Adopted Budget 2007-08
Salaries and Wages					
1001	Salaries, Full Time	$365,563	$398,900	$424,400	$424,400
1003	Salaries, Part Time	110,440	110,000	130,500	130,500
1006	Salaries, Overtime	4,778	900	2,100	2,100
1009	Salaries, Redistributed	(15,900)	(15,500)	(18,500)	(18,500)
1038	Sick Leave Payoff	8,000	7,800	10,900	10,900
1040	Vacation Payoff	4,000	4,300	8,100	8,100
1101	Retirement	55,118	64,600	68,900	68,900
1103	P.A.R.S. Retirement	3,578	4,100	4,900	4,900
1201	Workers' Compensation	3,500	4,500	4,500	4,600
1300	Employee Group Insurance	44,000	44,000	55,000	55,000
1318	Medicare Insurance	4,780	5,300	5,600	5,600
	Subtotal	587,857	628,900	696,400	696,500
Maintenance and Operations					
2001	Uniforms and Laundry	467	1,400	1,400	1,400
2011	Training, Travel and Dues	7,405	9,300	10,100	10,100
2021	Natural Gas	3,689	3,100	3,700	3,700
2024	Electricity	7,857	7,300	10,100	10,100
2027	Water	2,679	3,000	5,700	5,700
2031	Telephone	4,786	5,000	4,800	4,800
2101	Materials and Supplies	27,651	32,500	33,200	33,200
2150	Rents and Leases	29,781	29,000	29,700	29,700
2170	General Insurance	5,700	6,300	6,400	6,400
2222	Repairs and Maint. Other	9,526	11,200	13,200	13,200
2281	Printing	34,865	39,600	46,100	46,100
2401	Contractual Services	503,715	547,300	592,700	592,700
2432	Postage	11,826	15,600	15,900	15,900
	Subtotal	649,946	710,600	773,000	773,000
Capital Outlay					
5408	(R) Copier	*(Prior Years' Capital Outlay shown in Total Only)*		3,500	3,500
5408	(R) Personal Computer			1,900	
	Subtotal	1,411	21,900	5,400	3,500

Recreation & Social Services Division (Cont.)

Account No.	Account Title	Actual Expenditures 2005-06	Adopted Budget 2006-07	Department Request 2007-08	Adopted Budget 2007-08
Special Programs					
8017	Cold Weather Shelter*	14,396	15,000	13,500	13,500
8092	Summer Festivals Parking	17,458	29,300	32,200	32,200
8114	3rd Street Relocation Payments	510	35,000		
8116	Third Street Operating Costs	67,204	75,000		
8999	Community Center Furnishings			150,000	150,000
	Subtotal	99,568	154,300	195,700	195,700
	Grand Total	**$1,338,782**	**$1,515,700**	**$1,670,500**	**$1,668,700**

* *Funded from a Community Development Block Grant in the Special Revenue and Grants Fund.*

Recreation & Social Services Division Position Summary

Position Title	No. of Positions			Salaries		
	Adopted Budget 2006-07	Dept. Request 2007-08	Adopted Budget 2007-08	Adopted Budget 2006-07	Department Request 2007-08	Adopted Budget 2007-08
Dir. of Community Services/ Assistant to the City Manager	1	1	1	$124,400	$133,400	$133,400
Sr. Recreation Supervisors	2	2	2	145,000	161,400	161,400
Administrative Secretary	1	1	1	56,000	59,300	59,300
Senior Services Coordinator	0.75	0.75	0.75	46,000	36,900	36,900
Senior Clerk		0.75	0.75		30,800	30,800
Typist Clerk	0.75			27,500		
Medical Coverage Waiver					2,600	2,600
TOTAL	5.5	5.5	5.5	$398,900	$424,400	$424,400

Swimming Pool Division

Community Services
General Fund/2602

Account No.	Account Title	Actual Expenditures 2005-06	Adopted Budget 2006-07	Department Request 2007-08	Adopted Budget 2007-08
Salaries and Wages					
1001	Salaries, Full Time	$50,688	$53,000	$56,100	$56,100
1003	Salaries, Part Time	84,865	101,200	106,900	106,900
1006	Salaries, Overtime	1,253	1,300	1,400	1,400
1038	New Sick Leave Payoff	300	200	200	200
1040	Vacation Payoff	900	300	4,400	4,400
1101	Retirement	8,269	8,600	9,200	9,200
1103	P.A.R.S. Retirement	1,813	3,800	4,000	4,000
1201	Workers' Compensation	1,500	1,500	1,500	1,500
1300	Employee Group Insurance	8,000	8,000	10,000	10,000
1318	Medicare Insurance	1,440	2,200	2,400	2,400
	Subtotal	159,028	180,100	196,100	196,100
Maintenance and Operations					
2001	Uniforms and Laundry	879	1,700	1,700	1,700
2011	Training, Travel and Dues	3,796	3,500	3,600	3,600
2021	Natural Gas	46,791	46,000	49,000	49,000
2024	Electricity	22,496	31,100	30,600	30,600
2027	Water	5,711	6,400	6,800	6,800
2031	Telephone	707	800	800	800
2101	Materials and Supplies	20,182	30,400	30,400	30,400
2150	Rents and Leases	44	200		
2170	General Insurance	1,800	2,000	2,000	2,000
2222	Repairs and Maint. Other	21,817	9,500	9,500	9,500
2281	Printing	265	200	200	200
2401	Contractual Services	84,807	77,000	77,000	77,000
	Subtotal	209,294	208,800	211,600	211,600
Capital Outlay					
5305	(A) Pool Lobby Renovation	*(Prior Years' Capital Outlay shown in Total Only)*		15,000	15,000
	Subtotal	5,091	40,000	15,000	15,000
	Grand Total	**$373,413**	**$428,900**	**$422,700**	**$422,700**

Swimming Pool Division Position Summary

Position Title	No. of Positions			Salaries		
	Adopted Budget 2006-07	Dept. Request 2007-08	Adopted Budget 2007-08	Adopted Budget 2006-07	Department Request 2007-08	Adopted Budget 2007-08
Pool Manager	1	1	1	$53,000	$56,100	$56,100
TOTAL	1	1	1	$53,000	$56,100	$56,100

Community Assistance

Community Services
General Fund/5201

Account No.	Organization	Actual Expenditures 2005-06	Adopted Budget 2006-07	Community Request 2007-08	Adopted Budget 2007-08
2900	Contingency		$1,800		$300
2976	Action (AIDS Care)		1,000	$5,000	1,000
	Auto-Free Orange County			1,000	
2922	Boys & Girls Club of Laguna Beach	$9,000	10,000	10,000	10,000
2907	Brain Power			1,500	500
2977	Clean Water Now! Coalition		1,000	12,000	2,000
2932	Coastal Family Therapy Services	3,000	6,000	10,000	6,000
2978	Community Art Project (CAP)		500		
2940	Cross Cultural Council	21,000	22,000	24,000	22,000
2923	CSP Youth Shelter	2,000	3,000		
2908	Friends of Laguna Beach Library, Inc.	10,000	12,000	15,000	13,500
2911	Friends of the Hortense Miller Garden	1,000	6,000	28,000	6,000
2920	Friends of the Sea Lions	10,000	10,000	10,000	10,000
2938	Friendship Shelter, Inc.	2,000	2,000	2,000	2,000
2975	Gallimaufry Performance Arts	3,000	6,500	25,000	6,500
2943	HIV Advisory Committee	8,000	8,000	20,000	8,000
2915	Laguna Beach Chamber of Commerce	8,000	10,000	37,500	11,500
2917	Laguna Beach Community Clinic	8,000	13,000	25,000	14,000
2969	Laguna Beach Film Society (LAM)	1,500	2,000		
2970	Laguna Beach H.S. Baseball Boosters		1,000		
2947	Laguna Beach Historical Society	1,000	1,000	6,000	1,000
2964	Laguna Beach Live!	3,000	6,500	25,000	8,000
2905	Laguna Beach Relief & Resource Center	20,000	15,000	41,835	19,500
2924	Laguna Beach Seniors, Inc.	13,000	15,000	21,150	12,500
2979	Laguna Beach Women's Club		2,000	4,770	2,000
2916	Laguna Club for Kids, Inc.	5,000	5,000	10,000	5,000
2925	Laguna Community Concert Band	5,000	7,000	10,000	7,000
2972	Laguna Ocean Foundation	4,200	5,000	12,000	5,000
2949	Laguna Outreach Comm. Arts (LOCA)	3,000	3,000	15,125	3,000
2973	My Hero Project	1,000			
2912	No Square Theater	7,200	8,200	8,200	8,200
2952	Rescuing Unwanted Furry Friends (RUFF)	500	500	500	500
2974	Rotary Club of Laguna Beach	1,000		1,000	
2931	Sally's Fund, Inc.	11,000	12,000	15,000	12,000
2967	South Coast Medical Center Foundation	2,000	5,000	10,000	7,000
2966	South County Senior Services, Inc.	9,500	10,000	10,000	7,500
2945	South OC Comm. Services Council	100			
2910	STOP GAP	2,000	2,000	3,600	2,000
	Grand Total	**$175,000**	**$213,000**	**$420,180**	**$213,500**

Cultural Arts Department

The Cultural Arts Department is organized into two divisions: the Arts Commission and the Business Improvement District. A description of the services provided by each division is as follows:

Arts Commission - The Arts Commission consists of eight appointed community members. The Commission makes recommendations to the City Council about cultural affairs. The Commission organizes special programs, which include Artist Designed Benches, Banner Competition, Music in the Park, Palette Competition, Art That's Small at City Hall, and the annual public Art Tours. A full-time Cultural Arts Manager serves as a liaison to the Commission and the City's arts organizations and galleries and also facilitates the Community Cultural Calendar, Public Art Brochure and Arts Directory.

Business Improvement District - The Business Improvement District was established to fund activities that promote tourism and related tourist events. The funds are generated from a 2% assessment on hotel room receipts. One half is allocated to the Laguna Beach Hospitality Association and the other half is distributed equally among the Arts Commission, Cultural Art Funding, Laguna Art Museum, Laguna Playhouse and Laguna College of Art and Design.

Major Initiatives:

- Continue to collaborate with developers in installing Art in Public Places.
- Continue to offer opportunities for Laguna Beach artists to display and perform their works.
- Implement the community cultural plan.

The chart below shows the budget structure of the Cultural Arts Department. The numbers below each activity indicate the pages that follow in which a more detailed budget can be found:

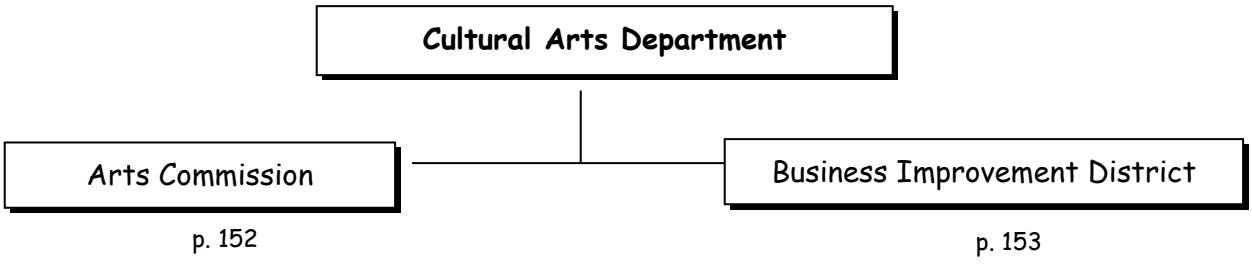

Cultural Arts Department
Budget Summary

All Divisions

Division	MAJOR CATEGORY OF EXPENDITURE					Division Total
	Salaries & Wages	Maint. & Operations	Capital Outlay	Special Programs	Capital Projects	
Arts Commission	$113,000	$4,200	$1,900			**$119,100**
Business Improv. District				1,650,000		**$1,650,000**
Department Total	**$113,000**	**$4,200**	**$1,900**	**$1,650,000**	**$0**	**$1,769,100**

Summary By Division Total

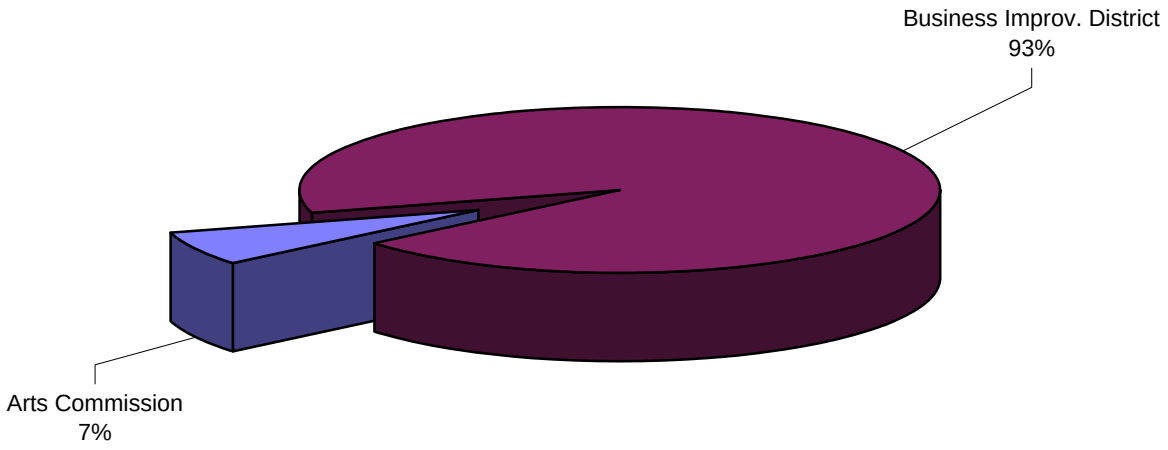

Cultural Arts Department
Budget Detail

All Divisions

Account No.	Account Title	Actual Expenditures 2005-06	Adopted Budget 2006-07	Department Request 2007-08	Adopted Budget 2007-08
Salaries and Wages					
1001	Salaries, Full Time	$66,252	$72,500	$80,700	$80,700
1003	Salaries, Part Time	6,612	5,800	5,800	5,800
1006	Salaries, Overtime	454			
1038	Sick Leave Payoff	1,000	900	700	700
1040	Vacation Payoff	400	400	400	400
1101	Retirement	10,830	11,700	13,200	13,200
1103	P.A.R.S. Retirement	231	200	200	200
1201	Workers' Compensation	600	700	700	700
1300	Employee Group Insurance	8,000	8,000	10,000	10,000
1318	Medicare Insurance	1,057	1,100	1,300	1,300
	Subtotal	95,436	101,300	113,000	113,000
Maintenance and Operations					
2011	Training, Travel and Dues	598	900	900	900
2031	Telephone		500	500	500
2101	Materials and Supplies	1,369	1,000	1,000	1,000
2170	General Insurance	900	1,000	1,000	1,000
2281	Printing		800	800	800
	Subtotal	2,867	4,200	4,200	4,200
Capital Outlay					
5408	Office Furniture & Equipment			1,900	1,900
	Subtotal	0	0	1,900	1,900
Special Programs					
	Special Programs	1,537,071	1,450,000	1,650,000	1,650,000
	Subtotal	1,537,071	1,450,000	1,650,000	1,650,000
	Grand Total	**$1,635,374**	**$1,555,500**	**$1,769,100**	**$1,769,100**

Cultural Arts Department
Position Summary

All Divisions

Position Title	No. of Positions			Salaries		
	Adopted Budget 2006-07	Dept. Request 2007-08	Adopted Budget 2007-08	Adopted Budget 2006-07	Department Request 2007-08	Adopted Budget 2007-08
Cultural Arts Manager	1	1	1	$72,500	$80,700	$80,700
TOTAL	1	1	1	$72,500	$80,700	$80,700

Arts Commission Division

Cultural Arts
General Fund/5151

Account No.	Account Title	Actual Expenditures 2005-06	Adopted Budget 2006-07	Department Request 2007-08	Adopted Budget 2007-08
Salaries and Wages					
1001	Salaries, Full Time	$66,252	$72,500	$80,700	$80,700
1003	Salaries, Part Time	6,612	5,800	5,800	5,800
1006	Salaries, Overtime	454			
1038	New Sick Leave Payoff	1,000	900	700	700
1040	Vacation Payoff	400	400	400	400
1101	Retirement	10,830	11,700	13,200	13,200
1103	P.A.R.S. Retirement	231	200	200	200
1201	Workers' Compensation	600	700	700	700
1300	Employee Group Insurance	8,000	8,000	10,000	10,000
1318	Medicare Insurance	1,057	1,100	1,300	1,300
	Subtotal	95,436	101,300	113,000	113,000
Maintenance and Operations					
2011	Training, Travel and Dues	598	900	900	900
2031	Telephone		500	500	500
2101	Materials and Supplies	1,369	1,000	1,000	1,000
2170	General Insurance	900	1,000	1,000	1,000
2281	Printing		800	800	800
	Subtotal	2,867	4,200	4,200	4,200
Capital Outlay					
5408	(R) Personal Computer			1,900	1,900
	Subtotal	0	0	1,900	1,900
Special Programs					
8004	Arts Commission Programs	620			
8944	Sculpture Program*	30,000			
	Subtotal	30,620	0	0	0
	Grand Total	**$128,923**	**$105,500**	**$119,100**	**$119,100**

** Funded by the Art in Lieu Fund.*

Business Improvement District

Account No.	Account Title	Actual Expenditures 2005-06	Adopted Budget 2006-07	Department Request 2007-08	Adopted Budget 2007-08
8012	Laguna Beach Visitor's Bureau	$787,840	$725,000	$825,000	$825,000
8041	Laguna Art Museum	157,568	145,000	165,000	165,000
8200	Laguna Moulton Playhouse	157,568	145,000	165,000	165,000
8201	Laguna College of Art and Design	157,568	145,000	165,000	165,000
8004	Arts Commission Special Programs	105,907	145,000	165,000	165,000
8203	Cultural Arts Funding	140,000	145,000	165,000	165,000
	Subtotal	$1,506,451	$1,450,000	$1,650,000	$1,650,000

Allocations of Funds*

Description	As of July 1, 2006	As of July 1, 2007
Arts Commission Special Programs:		
Artist Designed Bench Competition	10,000	42,000
Banner/Palette Competitions	8,000	14,000
Bluebird Park Entry Gate		20,500
Brooks Street Sculpture Competition	10,000	
City Hall Exhibitions	500	10,000
Crescent Bay Point Park Sculpture Competition	19,000	
Cultural Arts Information Publications	36,500	21,000
Festival of Mosaics	12,000	14,000
Mural Installation Beach Access Wall	9,500	
Performances	14,000	17,500
Public Art Tour day		8,000
Restoration of Public Art	8,000	14,000
Sculpture Rotation Program	34,000	4,000
Subtotal	161,500	165,000
Cultural Arts Funding:		
CaDance	5,000	7,000
Community Art Project	3,000	
Festival of Arts		10,000
First Thursday's Art Walk	19,500	20,000
Gallimaufry Performing Arts	19,000	25,000
Laguna Beach Alliance for the Arts	28,500	25,000
Laguna Beach Live!	19,500	20,000
Laguna Community Concert Band	11,000	11,000
Laguna Outreach Community Arts	16,500	16,500
Laguna Plein Air Painters Association		4,000
Laguna Tunes	6,500	
My Hero Project		2,000
No Square Theater	15,000	15,000
Sawdust Art Festival	10,500	12,500
Subtotal	154,000	168,000
Grand Total	**$315,500**	**$333,000**

** Allocations for program year 2007-08 are based on revenues received in the preceding fiscal year. The 2007-08 adopted budget reflects the anticipated reserves for FY 2008-09.*

Page left blank intentionally

Internal Service Funds

The following pages contain the budgets for the City's two internal service funds: one for vehicle replacement and one for insurance and benefits. As explained earlier in this budget document, an internal service fund is a revolving fund which is established to isolate the costs of a particular function and then to allocate those costs to the various operating divisions.

Costs for the functions of the internal service funds are allocated to individual operating divisions through the use of an annual rate which is adjusted each year to reflect anticipated costs. For example, the rates for vehicle replacement are based on the specific vehicles assigned to each division, and the rates for employee medical insurance are based on the number of employees in each division.

Based on this rate, each division pays to the internal service fund an annual amount which is shown as an expenditure item in the division budget. This payment becomes the revenue for the internal service fund which in turn directly pays for the goods and services provided, such as new vehicles or medical insurance.

The advantage of establishing rate-based internal service funds is that they provide an accounting mechanism to build up reserves to pay for very expensive items, such as the purchase of a fire truck or the payment of a large insurance claim. This allows the City to spread out the cost for these items over many years instead of having to pay the entire cost in a single year. Additionally, a rate-based vehicle replacement internal service fund more accurately assigns the cost of using equipment over the period during which the equipment is used.

Insurance & Benefits

Account No.	Account Title	Actual Expenditures 2005-06	Adopted Budget 2006-07	Department Request 2007-08	Adopted Budget 2007-08
Salaries and Wages					
1040	Vacation Payoff	$386,797	$326,100	$412,100	$412,100
1041	Sick Leave Payoff	330,356	296,000	373,100	373,100
1042	Comp Time Payoffs	2,973	3,800	3,000	3,000
1101	Retirement	(274)			
1201	Workers' Comp. Insurance	1,828,874	1,962,600	1,963,800	1,803,800
1300	Health Insurance	2,081,731	2,184,900	2,808,000	2,808,000
1300	Dental Insurance	197,996	205,900	206,800	206,800
1300	Life Insurance	23,891	10,100	37,800	37,800
1300	Long Term Disability Ins.	87,442	87,300	94,000	94,000
1300	Unemployment Insurance	22,444	16,000	21,000	21,000
1318	Medicare Insurance	3,483	9,100	11,400	11,400
	Subtotal	4,965,711	5,101,800	5,931,000	5,771,000
Maintenance and Operations					
2170	General Insurance	1,464,727	700,000	700,000	600,000
	Subtotal	1,464,727	700,000	700,000	600,000
	Grand Total	**$6,430,437**	**$5,801,800**	**$6,631,000**	**$6,371,000**

Vehicle Replacement

Internal Service Fund
Vehicle Replacement Fund/1761

Description	Division	Department Request 2007-08	Adopted Budget 2007-08
Police Department:			
Marked Patrol Vehicle	2102	$30,700	$30,700
Marked Patrol Vehicle	2102	30,700	30,700
Marked Patrol Vehicle	2102	30,700	30,700
Marked Patrol Vehicle	2102	30,700	30,700
Marked Patrol Vehicle	2102	30,700	30,700
4-door Sedan	2104	28,100	28,100
4-door Sedan	2104	28,100	28,100
4-door Sedan	2104	28,100	28,100
Marked Parking Enforcement Vehicle	2301	27,900	27,900
Motorcycle	2102	18,300	18,300
Utility style vehicle, Mid-size	2102	39,800	39,800
Subtotal		323,800	323,800
Public Works Department:			
Ford Pickup Truck	3104	35,000	35,000
Ford F-350 Pickup Truck	3104	40,000	40,000
Ford Pickup Truck	3104	35,000	35,000
Full Size Cargo Van	3104	35,000	35,000
Ford F-350 Pickup Truck	3104	50,000	50,000
Ford F-350 Pickup Truck	3104	50,000	50,000
Backhoe Tractor 4x4 Drive	3106	95,000	95,000
Flat Bed Truck 14000 GVWR	3106	45,000	45,000
Flat Bed Truck 14000 GVWR	3106	45,000	
Pickup Truck w/Utility Bed & Lift Gate	3501	28,000	28,000
Subtotal		458,000	413,000
Water Quality Department:			
Medium Duty GWR Truck	3301	75,000	75,000
Toyota Prius	3303	27,500	27,500
Medium Duty GWR Truck	3301	70,000	70,000
Compact Pick-up Truck	3301	27,000	27,000
Subtotal		199,500	199,500
Fire Department:			
New Type 1 Fire Engine	2401	395,000	
Subtotal		395,000	0
GRAND TOTAL		**$1,376,300**	**$936,300**

Page left blank intentionally

Section IV

APPENDIX

Budget Detail By Fund

(For Major Funds Only)

All Funds Summary[1]

Fund Detail

Account No.	Account Title	Actual Expenditures 2005-06	Adopted Budget 2006-07	Department Request 2007-08	Adopted Budget 2007-08
Salaries and Wages					
1001	Salaries, Full Time	$16,582,581	$18,586,600	$20,406,000	$20,341,700
1003	Salaries, Part Time	1,739,585	1,945,100	2,152,100	2,123,100
1006	Salaries, Overtime	1,715,417	1,565,700	1,858,200	1,804,500
1007	Salaries, Overtime-Mutual Aid	30,770			
1011	Salary Equity Adjustment		177,700	63,500	63,500
1038	Sick Leave Payoff	298,262	302,700	377,300	377,300
1040	Vacation Payoff	301,463	324,100	413,200	413,200
1041	Sick Leave Payoff	13,142			
1042	Comp Time Payoffs	7,785	3,800	3,000	3,000
1053	Holiday Allowance	126,836	119,800	136,400	136,400
1059	Residency Incentive	45,178	42,000	43,000	43,000
1101	Retirement	3,281,423	4,225,000	4,749,200	4,724,500
1103	P.A.R.S. Retirement	64,643	73,300	80,300	79,900
1201	Workers' Compensation	2,107,400	1,962,600	1,963,800	1,804,000
1300	Employee Group Insurance	2,021,500	2,056,000	2,534,900	2,578,200
1318	Medicare Insurance	227,049	271,600	302,000	300,000
	Subtotal	28,563,035	31,656,000	35,082,900	34,792,300
Maintenance and Operations					
2001	Uniforms and Laundry	183,239	189,300	206,000	202,100
2011	Training, Travel and Dues	173,853	243,700	293,700	282,000
2021	Natural Gas	71,442	66,800	73,600	73,600
2024	Electricity	429,777	541,400	484,700	484,700
2027	Water	154,178	180,700	165,050	165,050
2031	Telephone	171,863	198,400	202,100	202,100
2051	Gas and Lubrications	384,530	456,600	544,800	541,800
2101	Materials and Supplies	1,038,436	1,159,200	1,241,100	1,238,900
2110	Paramedic Medical Supplies	48,755	55,000	57,600	57,600
2150	Rents and Leases	1,082,932	1,100,500	1,211,800	1,211,800
2160	Lease Payments-Debt Service	557,710	610,000	600,000	600,000
2170	General Insurance	705,467	600,000	700,000	609,700

[1] *Includes all operating and capital project funds. Excludes trust and agency, internal service funds, carryovers, contingency reserves and special assesment district funds.*

All Funds Summary (Con't)

Fund Detail

Account No.	Account Title	Actual Expenditures 2005-06	Adopted Budget 2006-07	Department Request 2007-08	Adopted Budget 2007-08
2201	Repairs and Maint. Auto.	410,151	389,600	416,100	406,100
2222	Repairs and Maint. Other	497,291	568,100	548,700	548,700
2281	Printing	110,762	180,700	178,500	171,500
2302	Legal Advertising	21,271	40,400	40,400	40,400
2401	Contractual Services	3,914,962	4,145,900	4,770,100	4,552,800
2402	Contractual SOCWA Operations	1,237,280	1,390,000	1,480,000	1,480,000
2432	Postage	70,795	86,700	82,200	82,200
2501	Bond Principal	1,210,698	1,255,000	1,310,000	1,310,000
2508	Vehicle Cost Redistribution	(51,843)	(26,000)	(36,000)	(36,000)
2521	Interest	429,226	809,100	775,800	775,800
2522	Loan Administration Fees	305	12,000	12,000	12,000
2956	Gas Tax Exchange	756,000			
	Community Assistance	175,000	213,000	420,180	
	Depreciation	235,731			213,500
	Subtotal	14,019,812	14,466,100	15,778,430	15,226,350
Capital Outlay					
5305	Improv.Other Than Buildings	32,250	90,000	27,000	27,000
5408	Office Furniture & Equipment	56,611	161,400	161,900	78,800
5510	Automotive Equipment		87,000	141,000	45,000
5622	Other Equipment	133,354	1,181,600	1,246,700	847,100
5625	Trolley Rehabilitation			80,000	80,000
5650	Public Safety Dispatch System			35,000	
5655	Mobile Data Computer			15,000	
	Subtotal	222,215	1,520,000	1,706,600	1,077,900
Special Programs					
	Special Programs	3,018,622	2,724,000	3,128,500	3,028,500
	Subtotal	3,018,622	2,724,000	3,128,500	3,028,500
Capital Improvements					
	Capital Improvement Projects	8,559,457	13,017,000	13,800,000	13,550,000
	Subtotal	8,559,457	13,017,000	13,800,000	13,550,000
	Grand Total	**$54,383,141**	**$63,383,100**	**$69,496,430**	**$67,675,050**

General Fund Summary

Fund Detail

Account No.	Account Title	Actual Expenditures 2005-06	Adopted Budget 2006-07	Department Request 2007-08	Adopted Budget 2007-08
Salaries and Wages					
1001	Salaries, Full Time	$15,159,952	$16,939,900	$18,681,000	$18,616,700
1003	Salaries, Part Time	1,319,712	1,458,700	1,591,200	1,561,100
1006	Salaries, Overtime	1,620,468	1,443,600	1,741,700	1,688,000
1007	Salaries, Overtime-Mutual Aid	30,770			
1009	Salaries, Redistributed	(231,800)	(214,200)	(247,300)	(247,300)
1011	Salary Equity Adjustment		177,700	55,600	55,600
1038	Sick Leave Payoff	283,630	271,800	345,800	345,800
1040	Vacation Payoff	274,700	301,500	388,900	388,900
1042	Comp Time Payoffs	7,685	3,500	2,800	2,800
1053	Holiday Allowance	124,019	119,800	136,400	136,400
1059	Residency Incentive	33,207	42,000	43,000	43,000
1101	Retirement	3,054,312	3,958,500	4,470,100	4,445,400
1103	P.A.R.S. Retirement	49,709	55,100	59,200	58,800
1201	Workers' Compensation	1,898,600	1,814,500	1,853,800	1,701,900
1300	Employee Group Insurance	1,788,700	1,820,800	2,254,900	2,298,200
1318	Medicare Insurance	205,850	245,600	273,700	271,700
	Subtotal	25,619,514	28,438,800	31,650,800	31,367,000
Maintenance and Operations					
2001	Uniforms and Laundry	162,279	168,900	181,600	180,600
2011	Training, Travel and Dues	167,446	229,900	278,600	267,700
2021	Natural Gas	68,329	64,500	70,500	70,500
2024	Electricity	135,653	163,600	148,600	148,600
2027	Water	127,433	144,700	135,650	135,650
2031	Telephone	144,436	178,300	177,600	177,600
2051	Gas and Lubrications	246,153	302,600	330,500	327,500
2101	Materials and Supplies	856,710	938,400	988,600	986,400
2110	Paramedic Medical Supplies	48,755	55,000	57,600	57,600
2150	Rents and Leases	894,584	924,200	997,500	997,500
2170	General Insurance	571,567	479,800	595,600	522,700
2201	Repairs and Maint. Auto.	273,514	286,800	284,000	284,000
2222	Repairs and Maint. Other	364,538	410,500	391,700	391,700
2281	Printing	88,482	134,400	133,500	133,500
2302	Legal Advertising	21,271	40,400	40,400	40,400
2401	Contractual Services	3,785,495	3,970,700	4,498,500	4,281,200

General Fund Summary (Con't)

Fund Detail

Account No.	Account Title	Actual Expenditures 2005-06	Adopted Budget 2006-07	Department Request 2007-08	Adopted Budget 2007-08
2432	Postage	56,832	69,100	73,500	73,500
2501	Bond Principal	698			
2508	Vehicle Cost Redistribution	(51,843)	(26,000)	(36,000)	(36,000)
2804	Costs Redistributed	(377,600)	(411,700)	(462,700)	(458,200)
2956	Exchange Expenditure	756,000			
	Community Assistance	175,000	213,000	420,180	213,500
	Subtotal	8,515,731	8,337,100	9,305,430	8,795,950
Capital Outlay					
5305	Improv. Other Than Buildings	32,250	90,000	27,000	27,000
5408	Office Furniture & Equipment	54,701	128,800	153,700	70,600
5510	Automotive Equipment		27,000	96,000	
5622	Other Equipment	103,354	1,149,600	1,232,700	833,100
5650	Public Safety Dispatch System			35,000	
5655	Mobile Data Computer			15,000	
	Subtotal	190,305	1,395,400	1,559,400	930,700
Special Programs					
	Special Programs	2,549,046	2,346,700	2,852,300	2,736,300
	Subtotal	2,549,046	2,346,700	2,852,300	2,736,300
	Grand Total	**$36,874,595**	**$40,518,000**	**$45,367,930**	**$43,829,950**

Parking Authority Fund Summary

Fund Detail

Account No.	Account Title	Actual Expenditures 2005-06	Adopted Budget 2006-07	Department Request 2007-08	Adopted Budget 2007-08
Salaries and Wages					
1001	Salaries, Full Time	$511,227	$550,000	$541,400	$541,400
1003	Salaries, Part Time	38,404	40,400	42,400	42,400
1006	Salaries, Overtime	6,566	11,100	13,500	13,500
1009	Salaries, Redistributed	164,400	166,300	180,500	180,500
1011	Salary Equity Adjustment			7,900	7,900
1038	Sick Leave Payoff	11,185	15,000	15,800	15,800
1040	Vacation Payoff	8,200	9,400	10,400	10,400
1042	Comp Time Payoffs	100	300	200	200
1053	Holiday Allowance	2,536			
1101	Retirement	84,272	89,500	88,800	88,800
1103	P.A.R.S. Retirement	1,476	1,500	1,600	1,600
1201	Workers' Compensation	24,300	26,000	27,000	25,200
1300	Employee Group Insurance	88,000	88,000	100,000	100,000
1318	Medicare Insurance	4,897	4,900	5,300	5,300
	Subtotal	945,562	1,002,400	1,034,800	1,033,000
Maintenance and Operations					
2001	Uniforms and Laundry	5,765	4,100	4,100	4,100
2011	Training, Travel and Dues		1,800	1,800	1,800
2024	Electricity	2,167	3,100	2,300	2,300
2027	Water	6,112	7,700	6,300	6,300
2031	Telephone	6,119	6,500	6,300	6,300
2051	Gas and Lubrications	8,057	7,900	11,000	11,000
2101	Materials and Supplies	73,570	137,500	149,500	149,500
2150	Rents and Leases	33,601	34,700	35,300	35,300
2170	General Insurance	9,600	10,400	10,200	10,100
2201	Repairs and Maint. Auto.	11,936	7,200	10,000	10,000
2222	Repairs and Maint. Other	16,448	25,000	22,600	22,600
2281	Printing	10,711	23,300	16,600	9,600
2401	Contractual Services	56,238	69,700	142,800	142,800
2432	Postage	13,719	12,100	3,200	3,200
2804	Costs Redistributed	116,000	129,300	145,500	143,700
	Subtotal	370,044	480,300	567,500	558,600

Parking Authority Fund Summary (Con't)

Fund Detail

Account No.	Account Title	Actual Expenditures 2005-06	Adopted Budget 2006-07	Department Request 2007-08	Adopted Budget 2007-08
Capital Outlay					
5408	Office Furniture & Equipment	1,910	32,600		
5622	Other Equipment		7,000	7,500	7,500
	Subtotal	1,910	39,600	7,500	7,500
Special Programs					
	Special Programs	141,830	110,000	110,000	110,000
	Subtotal	141,830	110,000	110,000	110,000
	Grand Total	**$1,459,346**	**$1,632,300**	**$1,719,800**	**$1,709,100**

Wastewater Fund Summary

Fund Detail

Account No.	Account Title	Actual Expenditures 2005-06	Adopted Budget 2006-07	Department Request 2007-08	Adopted Budget 2007-08
Salaries and Wages					
1001	Salaries, Full Time	$732,576	$825,100	$910,300	$910,300
1003	Salaries, Part Time	39,960	46,100	50,600	48,400
1006	Salaries, Overtime	31,256	62,500	57,700	57,700
1009	Salaries, Redistributed	(2,100)	(16,400)	(1,700)	(1,700)
1038	Sick Leave Payoff	13,217	11,700	11,500	11,500
1040	Vacation Payoff	12,300	13,200	12,800	12,800
1059	Residency Incentive	11,971			
1101	Retirement	120,834	132,700	145,500	145,500
1103	P.A.R.S. Retirement	1,499	1,700	1,900	1,800
1201	Workers' Compensation	35,700	24,500	18,000	17,100
1300	Employee Group Insurance	104,800	107,200	130,000	130,000
1318	Medicare Insurance	9,576	10,700	11,700	11,700
	Subtotal	1,111,588	1,219,000	1,348,300	1,345,100
Maintenance and Operations					
2001	Uniforms and Laundry	8,027	7,100	7,100	7,100
2011	Training, Travel and Dues	6,407	10,600	10,900	10,900
2021	Natural Gas	2,520	1,900	2,500	2,500
2024	Electricity	108,987	168,700	147,600	147,600
2027	Water	20,634	28,300	23,100	23,100
2031	Telephone	20,798	13,400	17,300	17,300
2051	Gas and Lubrications	20,249	11,600	15,600	15,600
2101	Materials and Supplies	62,729	53,000	59,000	59,000
2150	Rents and Leases	100,711	107,600	107,400	107,400
2160	Lease Payments-Debt Service	557,710	610,000	600,000	600,000
2170	General Insurance	112,900	98,000	79,600	63,500
2201	Repairs and Maint. Auto.	44,377	21,100	22,100	22,100
2222	Repairs and Maint. Other	109,037	124,000	125,000	125,000
2281	Printing	564	2,000	2,400	2,400
2401	Contractual Services	68,019	51,500	54,600	54,600
2402	Contractual SOCWA Operations	1,237,280	1,390,000	1,480,000	1,480,000
2432	Postage	244	5,500	5,500	5,500
2521	Interest	20,870	450,000	468,000	468,000
2522	Loan Administration Fees	305	12,000	12,000	12,000
2804	Costs Redistributed	140,400	156,500	176,900	174,200
	Subtotal	2,642,769	3,322,800	3,416,600	3,397,800

Wastewater Fund Summary (Con't)

Fund Detail

Account No.	Account Title	Actual Expenditures 2005-06	Adopted Budget 2006-07	Department Request 2007-08	Adopted Budget 2007-08
Capital Outlay					
5408	Office Furniture & Equipment			2,400	2,400
5622	Other Equipment	30,000	25,000	6,500	6,500
	Subtotal	30,000	25,000	8,900	8,900
Special Programs					
	Special Programs	97,737	14,300	14,300	14,300
	Subtotal	97,737	14,300	14,300	14,300
Capital Improvements					
	Capital Improvement Projects	2,980,354	1,075,000	1,510,000	1,510,000
	Subtotal	2,980,354	1,075,000	1,510,000	1,510,000
	Grand Total	**$6,862,448**	**$5,656,100**	**$6,298,100**	**$6,276,100**

Transit Fund Summary

Fund Detail

Account No.	Account Title	Actual Expenditures 2005-06	Adopted Budget 2006-07	Department Request 2007-08	Adopted Budget 2007-08
Salaries and Wages					
1001	Salaries, Full Time	$178,826	$271,600	$273,300	$273,300
1003	Salaries, Part Time	341,509	399,900	467,900	471,200
1006	Salaries, Overtime	57,127	48,500	45,300	45,300
1009	Salaries, Redistributed	54,600	49,100	53,200	53,200
1038	Sick Leave Payoff	3,373	4,200	4,200	4,200
1040	Vacation Payoff	6,263		1,100	1,100
1053	Holiday Allowance	281			
1101	Retirement	22,006	44,300	44,800	44,800
1103	P.A.R.S. Retirement	11,953	15,000	17,600	17,700
1201	Workers' Compensation	148,800	97,600	65,000	59,800
1300	Employee Group Insurance	40,000	40,000	50,000	50,000
1318	Medicare Insurance	6,504	10,400	11,300	11,300
	Subtotal	871,242	980,600	1,033,700	1,031,900
Maintenance and Operations					
2001	Uniforms and Laundry	7,168	9,200	13,200	10,300
2011	Training, Travel and Dues		1,400	2,400	1,600
2021	Natural Gas	594	400	600	600
2024	Electricity	5,213	6,000	6,000	6,000
2031	Telephone	509	200	900	900
2051	Gas and Lubrications	110,071	134,500	187,700	187,700
2101	Materials and Supplies	42,943	27,300	41,000	41,000
2150	Rents and Leases	54,036	34,000	71,600	71,600
2170	General Insurance	11,400	11,800	14,600	13,400
2201	Repairs and Maint. Auto.	80,324	74,500	100,000	90,000
2222	Repairs and Maint. Other	7,269	6,600	7,400	7,400
2281	Printing	11,004	21,000	26,000	26,000
2401	Contractual Services	2,385	34,000	54,200	54,200
2804	Costs Redistributed	121,200	125,900	140,300	140,300
	Depreciation	235,731			
	Subtotal	689,846	486,800	665,900	651,000
Capital Outlay					
5408	Office Furniture & Equipment			5,800	5,800
5510	Automotive Equipment		60,000	45,000	45,000
5625	Trolley Rehabilitation			80,000	80,000
	Subtotal	0	60,000	130,800	130,800
Special Programs					
	Special Programs	103,723	203,000	103,400	119,400
	Subtotal	103,723	203,000	103,400	119,400
	Grand Total	**$1,664,810**	**$1,730,400**	**$1,933,800**	**$1,933,100**

Section V

CAPITAL IMPROVEMENT PROGRAM – PUBLIC WORKS DEPARTMENT

Introduction

The City's Capital Improvement Program for the Public Works Department includes major projects to replace or construct portions of the City's physical infrastructure including, for example, its streets, buildings, parks, street lights and storm drains.

The following schedules are included on the pages that follow:

1. *"Capital Improvement Project Summary"* (page 171). This schedule summarizes all capital improvement projects budgeted for Fiscal Year 2007-08.

2. *"Capital Project Information"* (pages 172-188). These pages describe the projects budgeted for Fiscal Year 2007-08.

3. *"Ten Year Capital Improvement Plan"* (pages 189-200). A ten-year schedule is provided through Fiscal Year 2016/17 for all capital projects proposed at this time. A one-page funding summary for the entire Ten-Year Plan is shown on page 189. A revenue and budget projection schedule is shown on 190.

4. *"Capital Improvements Not Included in the Ten-Year Plan"* (pages 201-204) This schedule lists projects that have not been included in the Ten-Year Plan presented in order of cost.

Page left blank intentionally

Fiscal Year 2007/08

CAPITAL IMPROVEMENT PROJECT SUMMARY

See the Following Pages for Description of Each Project

Capital Improvement Fund

1	Citywide Existing Storm Drain Video Inspection	$50,000	
2	Alta Laguna Park Play Equipment Replacement	$200,000	1
3	Zimmerman Storm Drain Supplemental Funding	$1,200,000	2
4	Heisler Park Preservation and Restoration	$6,200,000	3
5	Lifeguard Headquarters Supplemental Funding 2	$1,100,000	
6	Circle Way Storm Drain Supplemental Funding 2	$500,000	
7	Upper Park Avenue Storm Drain Construction Phase 1	$400,000	
8	Employee and Lumberyard Lot Slurry and Striping	$60,000	
9	Nyes Place Sidewalk Construction at 375-385 & 364-370	$150,000	
10	City Hall Recreation Building Conversion Design	$100,000	
11	Police Dept. Shooting Range Road Resurfacing	$50,000	
12	Nyes Place at Coast Highway Curb Modification Construction	$70,000	
13	Fire Station #1 Window and Cabinet Replacement	$40,000	
14	South Laguna Sidewalk Study	$20,000	
	Total Cost of 2007/08 Capital Improvement Fund Projects		**$10,140,000**

Gas Tax Fund

15	FY 2008/09 Streets Rehabilitation Projects Design	$500,000	
16	Oriole/Meadowlark Streets Rehabilitation	$950,000	4
17	Laguna Canyon Frontage Road Rehabilitation	$450,000	
	Total Cost of 2007/08 Gas Tax Fund Projects		**$1,900,000**

TOTAL OF ALL PROJECTS FOR FISCAL YEAR 2007/08 **$12,040,000**

1 *$130,000 funded by a transfer from the Park-in-Lieu Fund*

2 *$82,000 funded by a transfer from the Drainage Fund*

3 *$5,000,000 funded by Proposition 50 Grant; $350,000 of City Match funded by a transfer from the Street Lighting Fund*

4 *$725,000 funded by a transfer from the Capital Improvement Fund*

CIP Project Information

Capital Improvement Fund

Citywide Existing Storm Drain Video Inspection

CIP Ten-Year Plan Year: **1** **07/08** **CIP Number** **1**

Project Description and Purpose:

This project will provide for video inspection of existing storm drain facilities. Inspection will primarily focus on existing corrugated metal pipe and older concrete piping. This survey, combined with the updated master plan of drainage, will be used to prioritize future storm drain projects.

Project Information Status:	Preliminary Project Information		
Project Type:	Drainage	**Type of Work:**	Study
Projected Cost:	$50,000	**Project Originator:**	Mark Trestik

Project ID Number: 363

CIP Project Information

Capital Improvement Fund

Alta Laguna Park Play Equipment Replacement

CIP Ten-Year Plan Year: 1 07/08 **CIP Number** 2

Project Description and Purpose:

A playground safety audit was conducted on Sept. 19, 2000. The wooden play equipment is nearing the end of its useful life. Complete replacement is recommended.

Project Information Status:	Preliminary Project Information		
Project Type:	Parks	**Type of Work:**	Replacement
Projected Cost:	$200,000	**Project Originator:**	Victor Hillstead

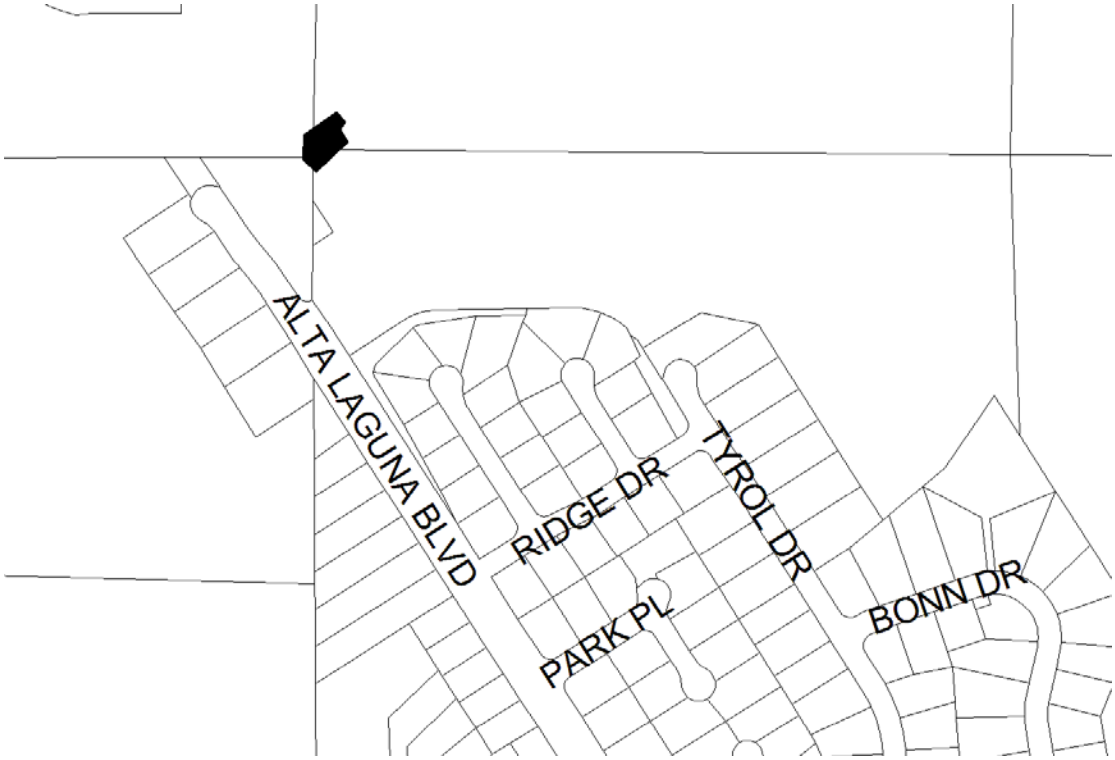

Project ID Number: 48

CIP Project Information

Capital Improvement Fund

Zimmerman Storm Drain Supplemental Funding

CIP Ten-Year Plan Year: **1** **07/08** **CIP Number** **3**

Project Description and Purpose:

Prior budgets include funds for construction of a storm drain from the 31800 block of Coast Highway to the ocean through 31861 Coast Highway. New water quality requirements will add costs to the project. This project provides $1,200,000 supplemental funding in addition to the $240,000 added in FY 04/05. This brings the total project budget to $1,450,000.

Project Information Status:	Preliminary Project Information		
Project Type:	Drainage	**Type of Work:**	Construction
Projected Cost:	$1,200,000	**Project Originator:**	Steve May

CIP Project Information

Capital Improvement Fund

Heisler Park Preservation and Restoration

CIP Ten-Year Plan Year: **1** **07/08** **CIP Number** **4**

Project Description and Purpose:

This project will improve the erosion protection for the ocean bluffs, and stabilize existing landslides. Visitor access will be upgraded with new pathways, stairs, and restrooms. The master plan for this project has been designed through a grant through the California Coastal Conservancy and completed in FY06/07. Also in FY 06/07 Prop 50 grant funds of $800,000 with a City Match of $800,000 were appropriated to construct improvements in the Rockpile Beach area. This project constructs the master plan improvements to the remainder of the Park. A grant application has been submitted to the Regional Water Quality Board for a grant of $5,000,000 with a City Match of $1,200,000 for a $6,200,000 project. Thus bringing the total funds available to $7,800,000 for the renovation of Heisler Park.

Project Information Status:	Preliminary Project Information		
Project Type:	Parks	**Type of Work:**	Rehabilitation
Projected Cost:	$6,200,000	**Project Originator:**	Wade Brown

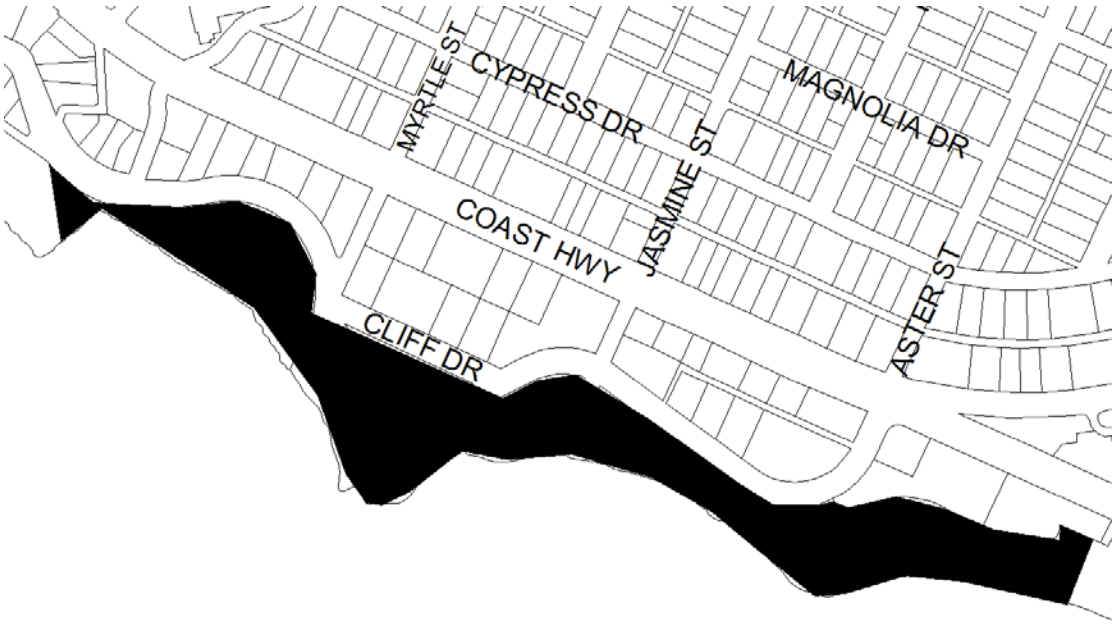

CIP Project Information

Capital Improvement Fund

Lifeguard Headquarters Supplemental Funding 2

CIP Ten-Year Plan Year: **1** **07/08** **CIP Number** **5**

Project Description and Purpose:

In FY 04/05 mid-year budget adjustment, $1,600,000 was appropriated for the replacements of Lifeguard Headquarters in addition to the $200,000 originally appropriated for the North Main Beach public restrooms. In FY 06/07 an additional $600,000 of supplemental funding was provided. In FY 06/07 the design development process included a more accurate cost estimate. This project provides $1,100,000 of supplemental funding for the project. The total budget will be $3,500,000.

Project Information Status:	Preliminary Project Information		
Project Type:	City Buildings	**Type of Work:**	Construction
Projected Cost:	$1,100,000	**Project Originator:**	Wade Brown

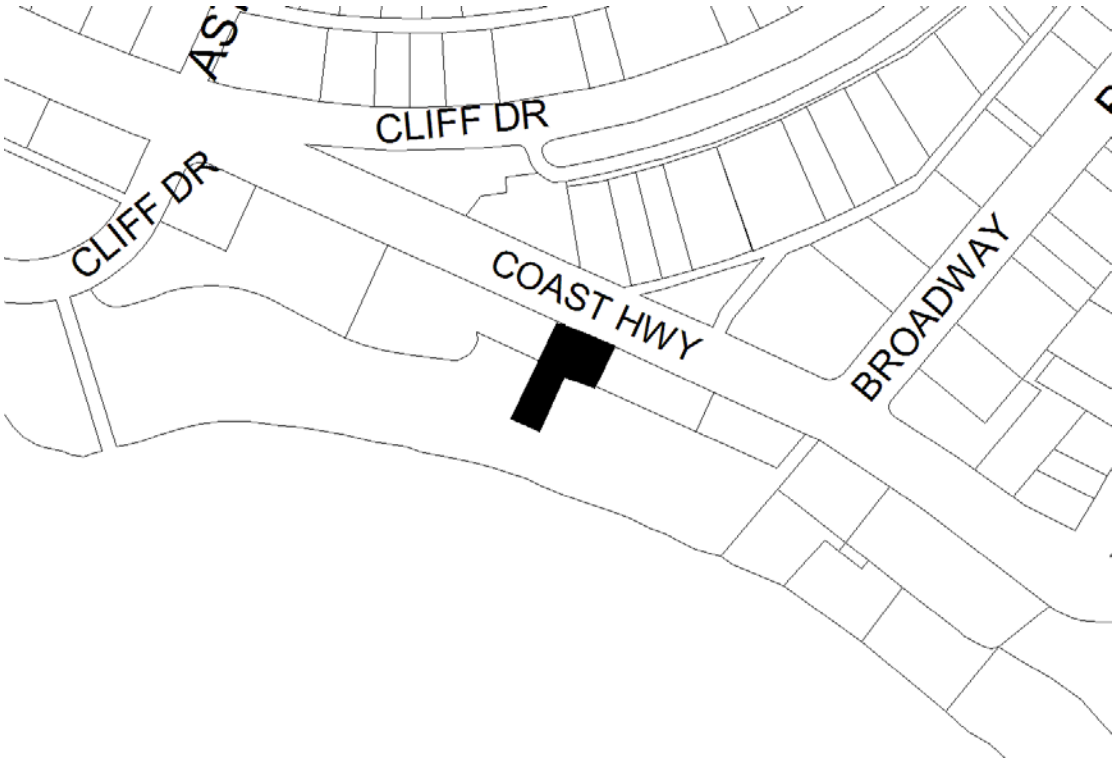

Project ID Number: 234

CIP Project Information

Capital Improvement Fund

Circle Way Storm Drain Supplemental Funding 2

CIP Ten-Year Plan Year: 1 07/08 **CIP Number** 6

Project Description and Purpose:

In FY 01/02, $150,000 was appropriated for the construction of a storm drain from Circle Way to the Beach. An additional $300,000 was appropriated in FY 06/07. This project provides an additional $500,000 for a total of $950,000 for the project.

Project Information Status:	Preliminary Project Information		
Project Type:	Drainage	**Type of Work:**	Construction
Projected Cost:	$500,000	**Project Originator:**	Steve May

Project ID Number: 364

CIP Project Information

Capital Improvement Fund

Upper Park Avenue Storm Drain Construction Phase 1

CIP Ten-Year Plan Year: 1 07/08 **CIP Number** 7

Project Description and Purpose:

Drainage from the slopes above upper Park Avenue carries debris and sediment down to the catch basins at Wendt Terrace. The entire project would construct a 30 inch to 51 inch diameter storm drain from Hidden Valley down Park Avenue to Wendt Terrace. Phase 1 would construct the portion of the drain from Wendt Terrace to just uphill of 1075 Park Avenue.

Project Information Status:	Preliminary Project Information		
Project Type:	Drainage	**Type of Work:**	Construction
Projected Cost:	$400,000	**Project Originator:**	Steve May

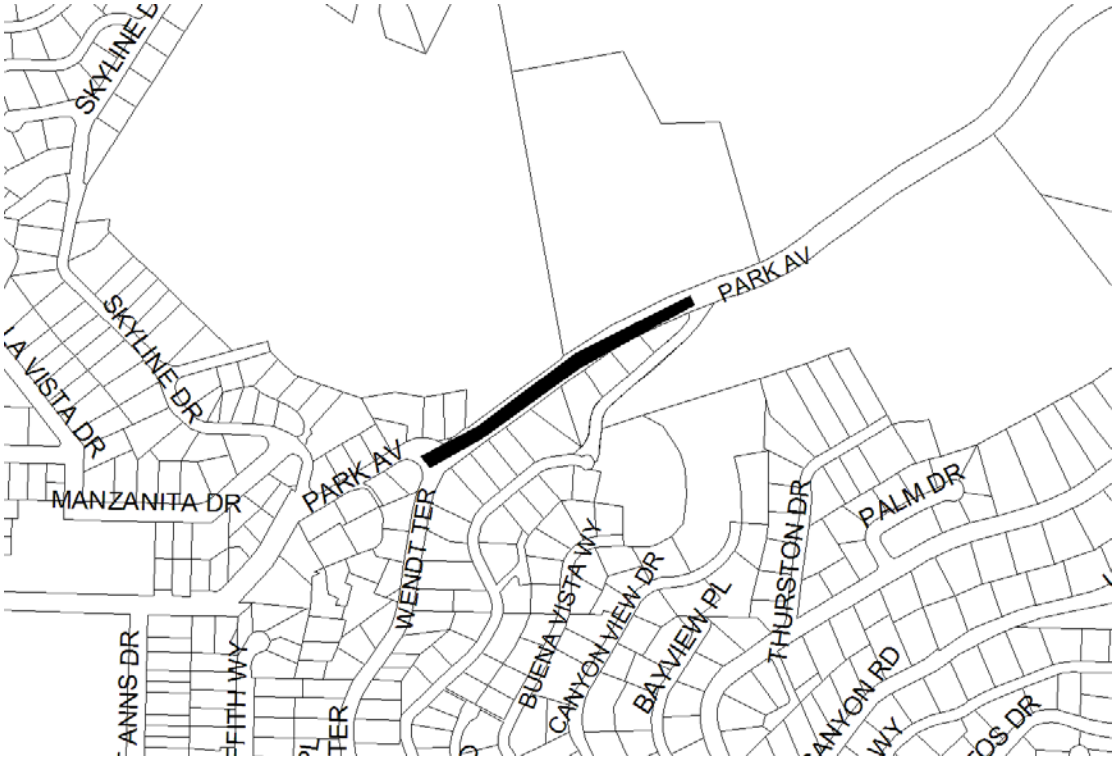

Project ID Number: 314

CIP Project Information

Capital Improvement Fund

Employee and Lumberyard Lot Slurry and Striping

CIP Ten-Year Plan Year: 1 07/08 **CIP Number** 8

Project Description and Purpose:

Slurry seal and stripe the employee parking lot and the lumberyard parking lot to allow for year-round public parking. Work to begin after the maintenance yard has been relocated to the new Corporation Yard at 1900 Laguna Canyon Road. This project is in addition to other funds already budgeted to convert the existing maintenance yard to employee parking.

Project Information Status:	Preliminary Project Information		
Project Type:	Parking Facilities	**Type of Work:**	Slurry Seal
Projected Cost:	$60,000	**Project Originator:**	Wade Brown

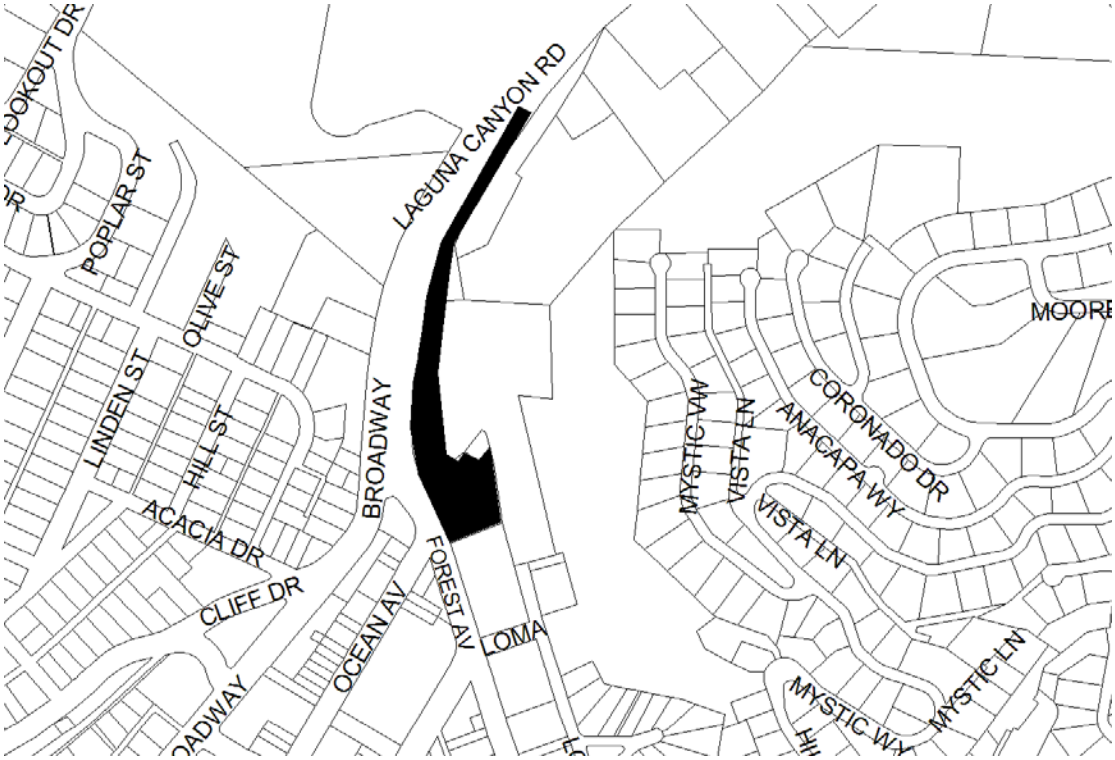

Project ID Number: 289

CIP Project Information

Capital Improvement Fund

Nyes Place Sidewalk Construction at 375-385 & 364-370

CIP Ten-Year Plan Year: 1 07/08 **CIP Number** 9

Project Description and Purpose:

Construct sidewalk along the east side of Nyes Place from Highland Way to 220 feet northerly.

Project Information Status: Preliminary Project Information

Project Type: Sidewalks **Type of Work:** Construction

Projected Cost: $150,000 **Project Originator:** Steve May

Project ID Number: 302

CIP Project Information

Capital Improvement Fund

City Hall Recreation Building Conversion Design

CIP Ten-Year Plan Year: 1 07/08 **CIP Number** 10

Project Description and Purpose:

This project provides for design services for modifications to the Recreation Building and to City Hall that will provide additional office space for various departments. After the design is completed, the reconfiguration will occur after the completion of the Community/Senior Center on Third Street.

Project Information Status:	Preliminary Project Information		
Project Type:	City Buildings	**Type of Work:**	Design
Projected Cost:	$100,000	**Project Originator:**	Wade Brown

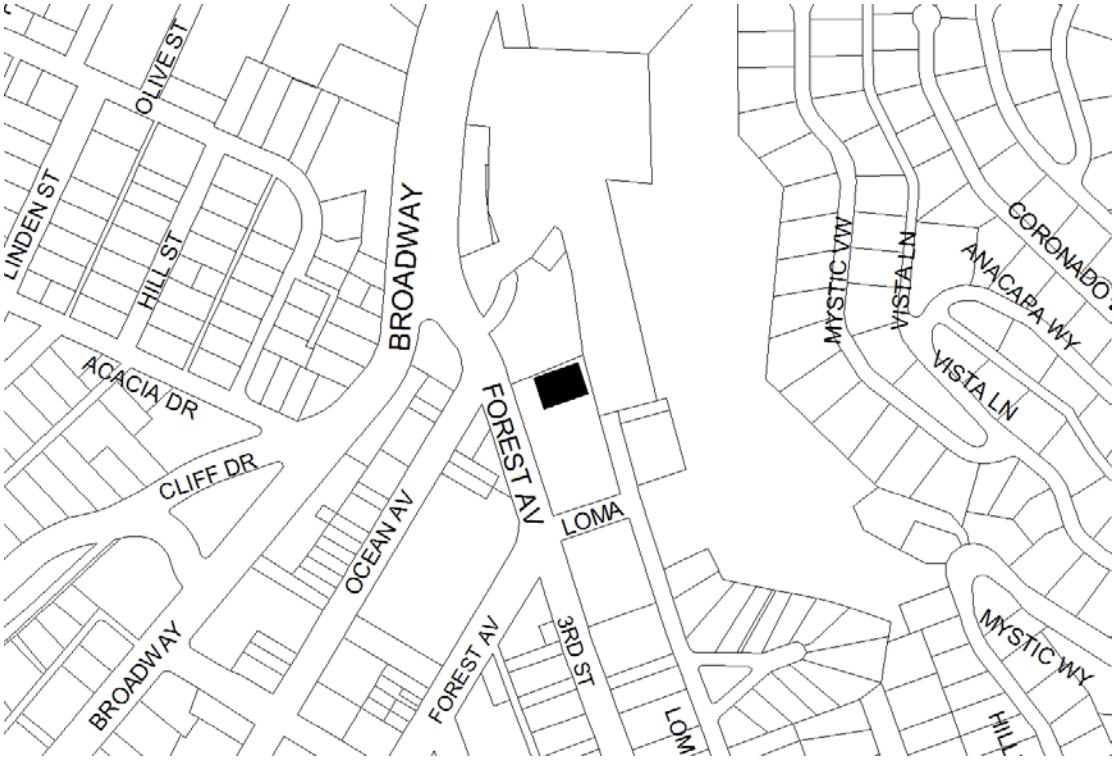

CIP Project Information

Capital Improvement Fund

Police Dept. Shooting Range Road Resurfacing

CIP Ten-Year Plan Year: 1 07/08 **CIP Number** 11

Project Description and Purpose:

Several sections of the shooting range road need to be removed and replaced. After the repairs, a chip seal should be placed over the entire road. Asphalt berms should be installed in key locations to control drainage.

Project Information Status:	Preliminary Project Information		
Project Type:	City Facilities	**Type of Work:**	Rehabilitation
Projected Cost:	$50,000	**Project Originator:**	Wade Brown

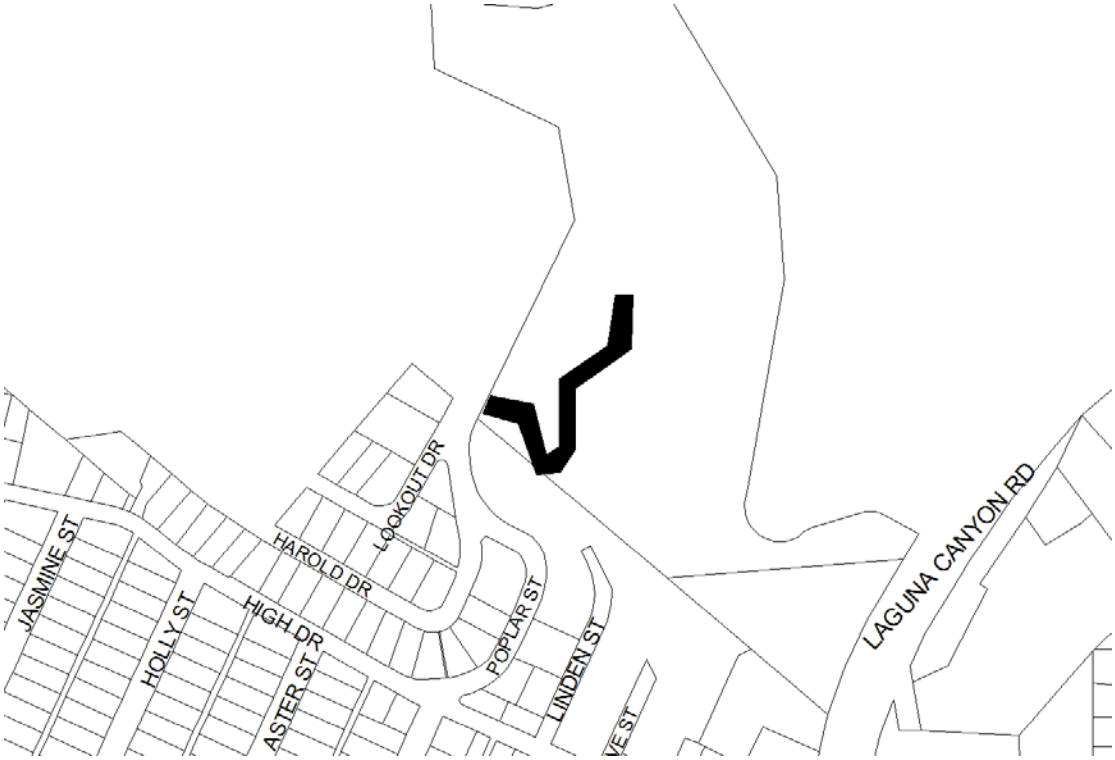

Project ID Number: 288

CIP Project Information

Capital Improvement Fund

Nyes Place at Coast Highway Curb Modification Construction

CIP Ten-Year Plan Year: 1 07/08 **CIP Number** 12

Project Description and Purpose:

Reconstruct the curb at the southeast corner of Nyes Place and Coast Highway to provide a shorter radius to slow vehicles turning onto Nyes Place.

Project Information Status:	Preliminary Project Information		
Project Type:	Streets	**Type of Work:**	Construction
Projected Cost:	$70,000	**Project Originator:**	Steve May

Project ID Number: 264

CIP Project Information

Capital Improvement Fund

Fire Station #1 Window and Cabinet Replacement

CIP Ten-Year Plan Year: 1 07/08 **CIP Number** 13

Project Description and Purpose:

The windows in the dormitory and day room facing the Forest Avenue intersection need to be replaced with dual pane glass for improved sound attenuation. The kitchen cabinets are deteriorated and need to be replaced.

Project Information Status:	Preliminary Project Information		
Project Type:	City Facilities	**Type of Work:**	Rehabilitation
Projected Cost:	$40,000	**Project Originator:**	Wade Brown

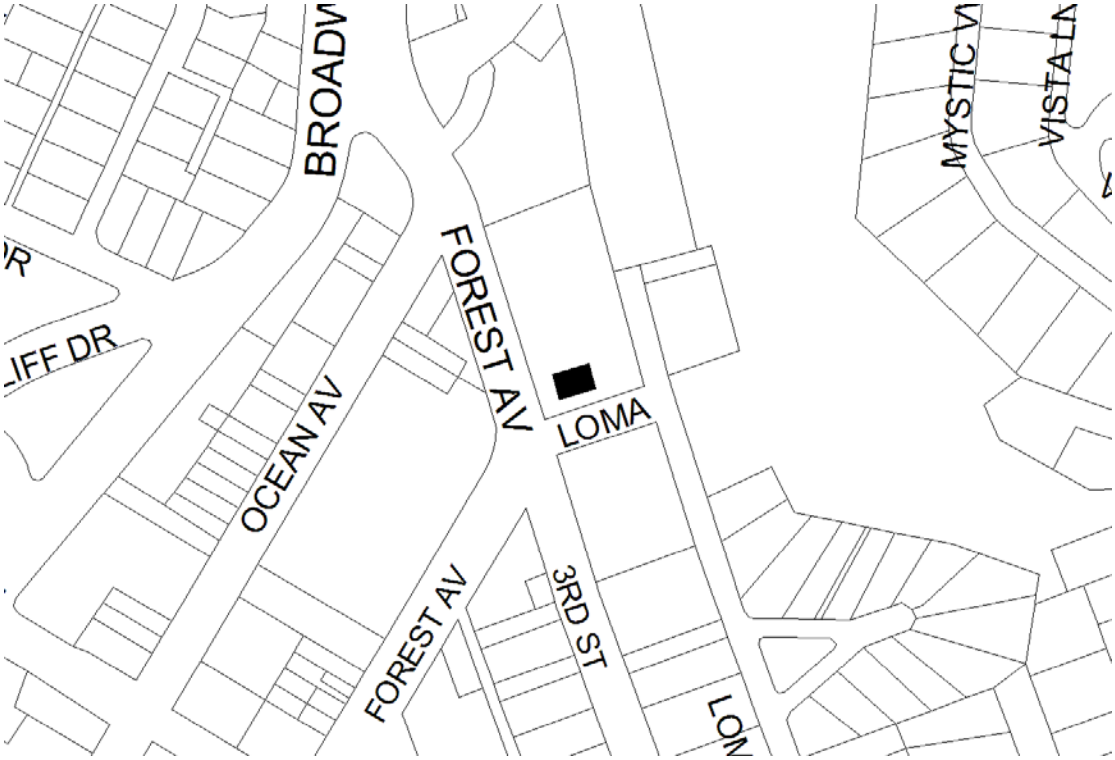

Project ID Number: 287

CIP Project Information

Capital Improvement Fund

South Laguna Sidewalk Study

CIP Ten-Year Plan Year: 1 07/08 **CIP Number** 14

Project Description and Purpose:

Prepare a preliminary study with cost estimates for sidewalks along Coast Highway in South Laguna.

Project Information Status:	Preliminary Project Information		
Project Type:	Sidewalks	**Type of Work:**	Study
Projected Cost:	$20,000	**Project Originator:**	Steve May

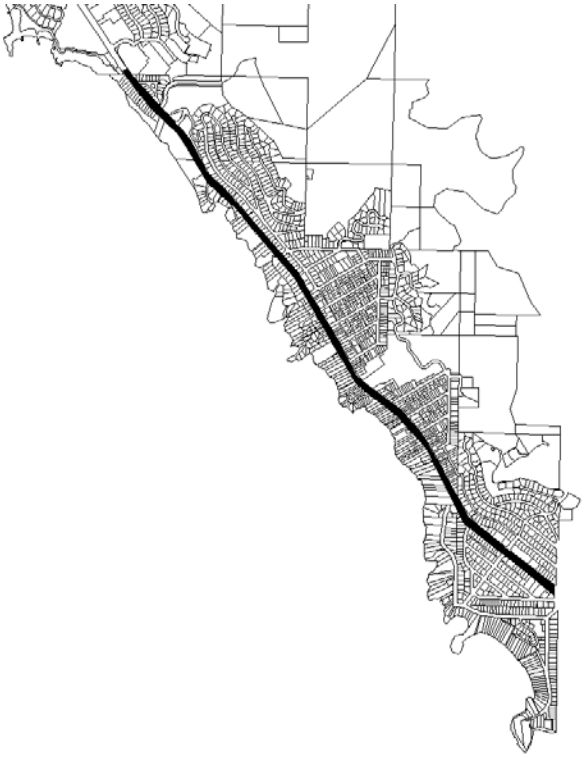

Project ID Number: 215

CIP Project Information

Gas Tax Fund

FY 2008/09 Streets Rehabilitation Projects Design

CIP Ten-Year Plan Year: 1 07/08 **CIP Number** 15

Project Description and Purpose:

This project provides funds for the design of the remaining street resurfacing projects in the Capital Improvement Program. A consolidated design effort will be cost effective and time efficient. The resulting design will allow the remaining street resurfacing projects to be solicited for bids as a larger project possibly resulting in cost savings from efficiency of scale. The resurfacing projects include the following areas: Anita to Cress/Temple Terrace to Coast Highway; Skyline/Upper Park Avenue; Rembrandt/Van Dyke/Diamond/Crestview; and Loma Terrace/Y Place.

Project Information Status:	Preliminary Project Information		
Project Type:	Streets	**Type of Work:**	Design
Projected Cost:	$500,000	**Project Originator:**	Steve May

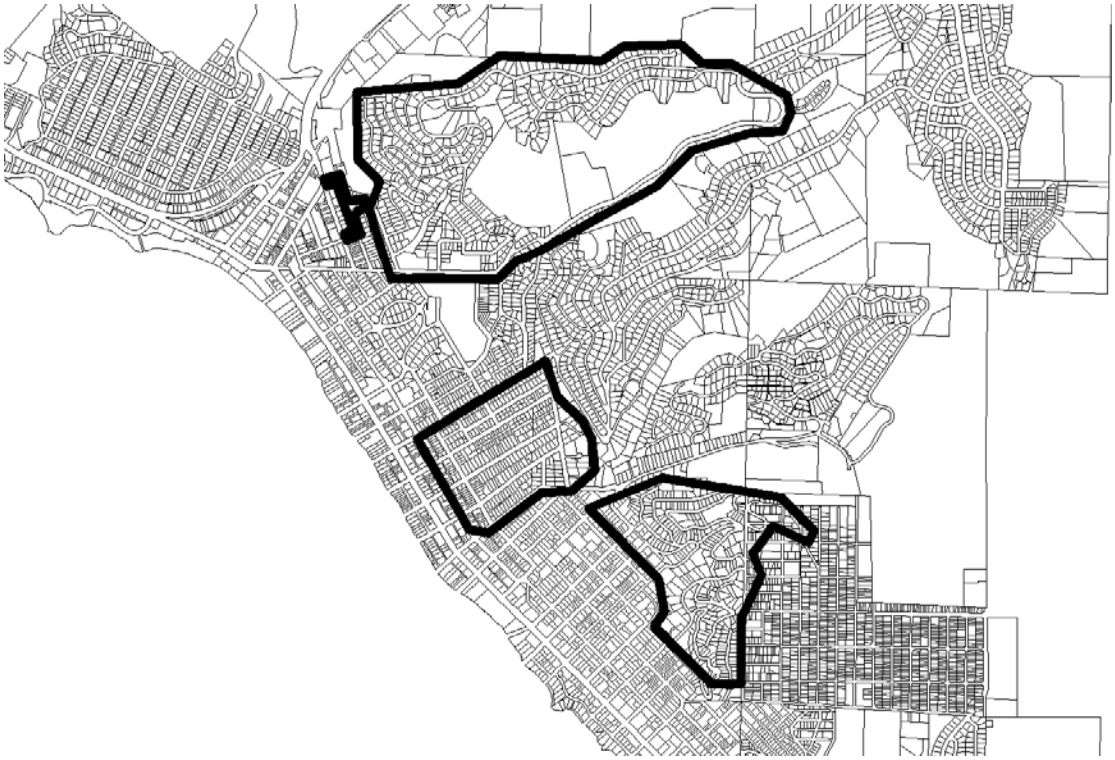

Project ID Number: 143

CIP Project Information

Gas Tax Fund

Oriole/Meadowlark Streets Rehabilitation

CIP Ten-Year Plan Year: 1 07/08 **CIP Number** 16

Project Description and Purpose:

This project will resurface Bluebird Canyon Dr. from Cress Street past Oriole Dr. to Rancho Laguna Road, Oriole Dr., Flamingo Road, Meadowlark Road, and Meadowlark Lane.

Project Information Status: Preliminary Project Information

Project Type: Streets **Type of Work:** Rehabilitation

Projected Cost: $950,000 **Project Originator:** Steve May

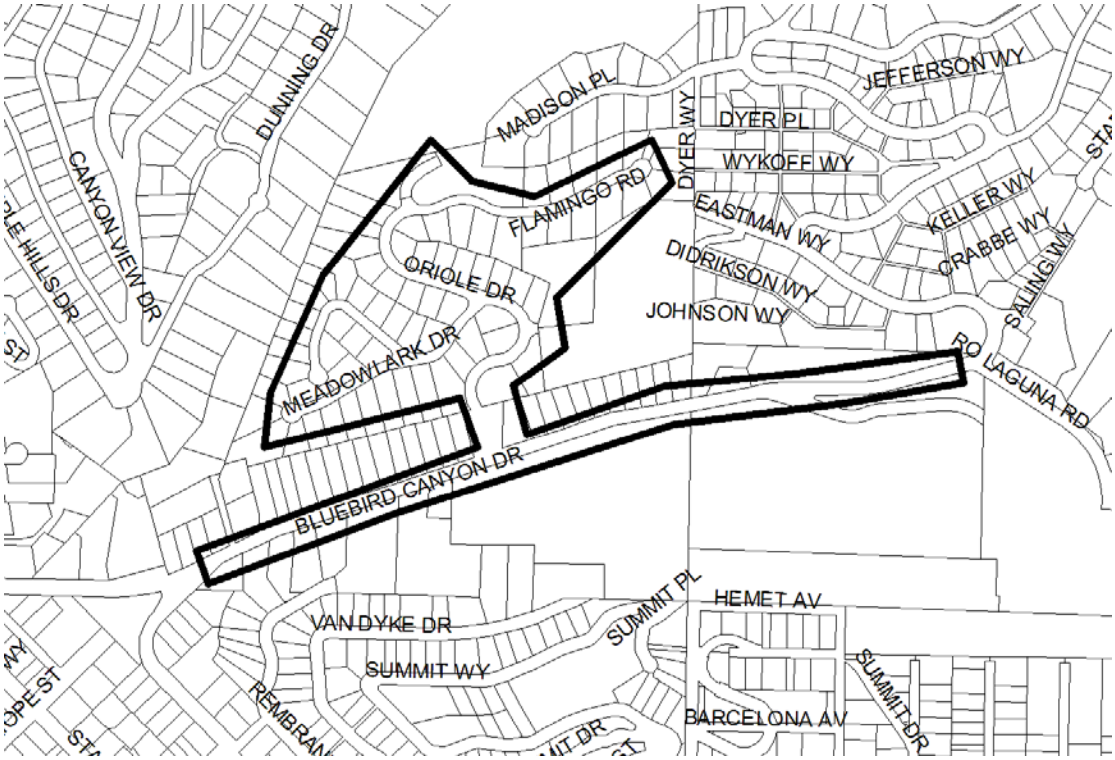

Project ID Number: 78

CIP Project Information

Gas Tax Fund

Laguna Canyon Frontage Road Rehabilitation

CIP Ten-Year Plan Year: 1 07/08 **CIP Number** 17

Project Description and Purpose:

This project will resurface Laguna Canyon Frontage Road, Arroyo Drive, and the existing paved portions of Woodland Dr., Lewellyn Dr., and Milligan Dr. Also install 900 lineal feet of gutter on Arroyo, landscape bulbouts and parking on Laguna Canyon Frontage Road.

Project Information Status:	Preliminary Project Information		
Project Type:	Streets	**Type of Work:**	Rehabilitation
Projected Cost:	$450,000	**Project Originator:**	Steve May

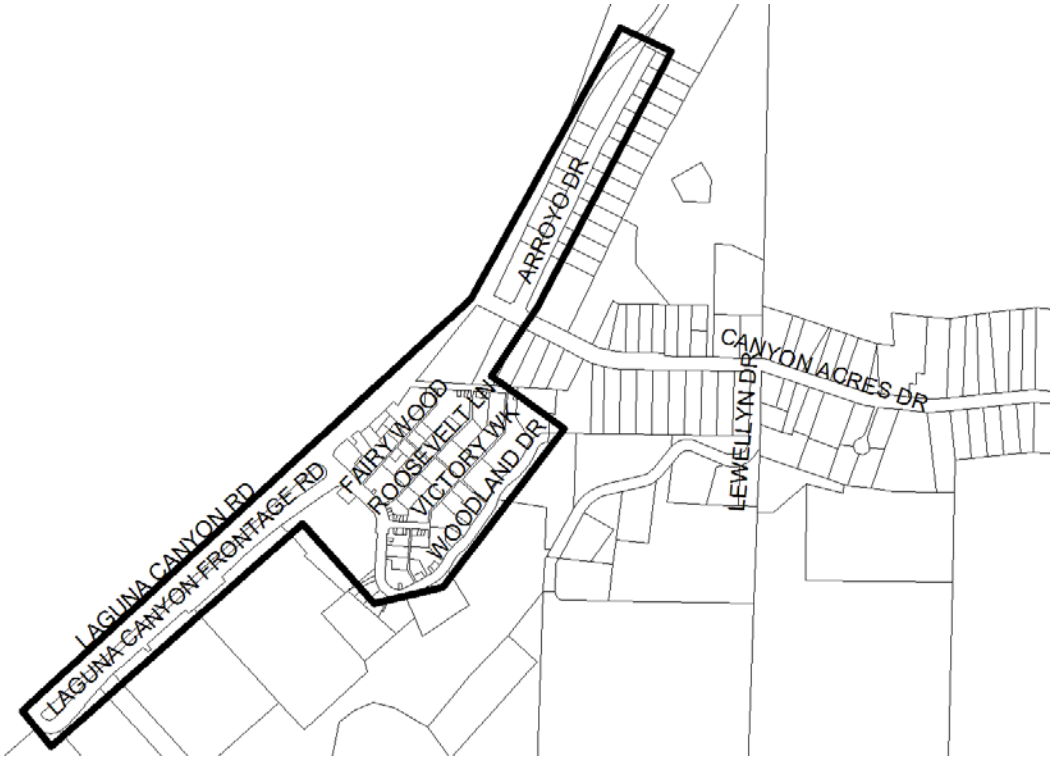

Project ID Number: 79

FUNDING SUMMARY
TEN YEAR CAPITAL IMPROVEMENT PLAN
Fiscal Year 2007/08 through Fiscal Year 2016/17

	Year	Capital Improvement Fund	Gas Tax Fund	Total
1.	2007/08	$10,140,000 [1,2,3,4]	$1,900,000 [5]	$12,040,000
2.	2008/09	5,900,000	6,400,000 [6]	12,300,000
3.	2009/10	5,000,000	2,000,000 [7]	7,000,000
4.	2010/11	4,970,000	2,000,000 [8]	6,970,000
5.	2011/12	5,450,000	1,200,000 [9]	6,650,000
6.	2012/13	5,750,000	1,000,000	6,750,000
7.	2013/14	5,750,000	1,000,000	6,750,000
8.	2014/15	5,600,000	1,000,000	6,600,000
9.	2015/16	5,500,000	1,000,000	6,500,000
10.	2016/17	4,200,000	2,700,000 [10]	6,900,000
TOTAL		$58,260,000	$20,200,000	$78,460,000

[1] *$5,000,000 funded by Proposition 50 grant*
[2] *$130,000 funded by transfer from the Park-In-Lieu Fund*
[3] *$82,000 funded by a transfer from the Drainage Fund*
[4] *$350,000 funded by a transfer from the Street Lighting Fund*
[5] *$725,000 funded by a transfer from the Capital Improvement Fund*
[6] *$5,195,000 funded by an advance from the Gas Tax Fund over three fiscal years*
[7] *$890,000 funded by a transfer from the Capital Improvement Fund*
[8] *$920,000 funded by a transfer from the Capital Improvement Fund*
[9] *$135,000 funded by a transfer from the Capital Improvement Fund*
[10] *$1,250,000 funded by a transfer from the Capital Improvement Fund*

CITY OF LAGUNA BEACH CAPITAL IMPROVEMENT PROGRAM REVENUE AND BUDGET PROJECTIONS

Program Year	1	2	3	4	5	6	7	8	9	10
Fiscal Year	07/08	08/09	09/10	10/11	11/12	12/13	13/14	14/15	15/16	16/17
116 CAPITAL IMPROVEMENT FUND										
Starting Fund Balance	$ 84,000	$ 466,000	$ 251,000	$ 46,000	$ 261,000	$ 361,000	$ 296,000	$ 231,000	$ 316,000	$ 501,000
3138 Real Property Transfer Tax	$ 450,000	$ 450,000	$ 450,000	$ 450,000	$ 450,000	$ 450,000	$ 450,000	$ 450,000	$ 450,000	$ 450,000
3144 Building Construction Tax	$ 250,000	$ 250,000	$ 250,000	$ 250,000	$ 250,000	$ 250,000	$ 250,000	$ 250,000	$ 250,000	$ 250,000
3410 Vehicle Code Fines	$ 300,000	$ 300,000	$ 300,000	$ 300,000	$ 300,000	$ 300,000	$ 300,000	$ 300,000	$ 300,000	$ 300,000
3415 Municipal Code Fines Other	$ 30,000	$ 30,000	$ 30,000	$ 30,000	$ 30,000	$ 30,000	$ 30,000	$ 30,000	$ 30,000	$ 30,000
3420 Municipal Code Fines Parking	$ 875,000	$ 875,000	$ 875,000	$ 875,000	$ 875,000	$ 875,000	$ 875,000	$ 875,000	$ 875,000	$ 875,000
3422 Municipal Code Fines DMV	$ 100,000	$ 100,000	$ 100,000	$ 100,000	$ 100,000	$ 100,000	$ 100,000	$ 100,000	$ 100,000	$ 100,000
3442 Administrative Citations Police	$ 75,000	$ 75,000	$ 75,000	$ 75,000	$ 75,000	$ 75,000	$ 75,000	$ 75,000	$ 75,000	$ 75,000
3959 Auto Immobilization Fee	$ 5,000	$ 5,000	$ 5,000	$ 5,000	$ 5,000	$ 5,000	$ 5,000	$ 5,000	$ 5,000	$ 5,000
3113 Hotel Taxes from Montage	$ 3,600,000	$ 3,600,000	$ 3,600,000	$ 3,600,000	$ 3,600,000	$ 3,600,000	$ 3,600,000	$ 3,600,000	$ 3,600,000	$ 3,600,000
TEA Grant				$ 420,000						
3680 Prop 50 Grant	$ 5,000,000									
Transfer From Park In Lieu Fund	$ 130,000									
Transfer From Drainage Fund	$ 82,000									
Transfer From Street Lighting Fund	$ 350,000									
Total Funds Available	$ 11,331,000	$ 6,151,000	$ 5,936,000	$ 6,151,000	$ 5,946,000	$ 6,046,000	$ 5,981,000	$ 5,916,000	$ 6,001,000	$ 6,186,000
Transfer To Gas Tax Fund	$ (725,000)	$ -	$ (890,000)	$ (920,000)	$ (135,000)	$ -	$ -	$ -	$ -	$ (1,250,000)
CIP Budget	$ (10,140,000)	$ (5,900,000)	$ (5,000,000)	$ (4,970,000)	$ (5,450,000)	$ (5,750,000)	$ (5,750,000)	$ (5,600,000)	$ (5,500,000)	$ (4,200,000)
Ending Fund Balance	$ 466,000	$ 251,000	$ 46,000	$ 261,000	$ 361,000	$ 296,000	$ 231,000	$ 316,000	$ 501,000	$ 736,000

Program Year	1	2	3	4	5	6	7	8	9	10
Fiscal Year	07/08	08/09	09/10	10/11	11/12	12/13	13/14	14/15	15/16	16/17
132 GAS TAX FUND										
Starting Fund Balance	$ 70,000	$ -	$ -	$ -	$ -	$ -	$ 90,000	$ 180,000	$ 270,000	$ 360,000
Prop 1 B	$ 235,000	$ 115,000	$ 55,000	$ 25,000	$ 10,000					
Total Revenues	$ 1,105,000	$ 1,205,000	$ 1,110,000	$ 1,080,000	$ 1,065,000	$ 1,090,000	$ 1,090,000	$ 1,090,000	$ 1,090,000	$ 1,090,000
Loan From Future Gas Tax Revenues		$ 5,195,000								
Transfer From Capital Improvement Fund	$ 725,000		$ 890,000	$ 920,000	$ 135,000					$ 1,250,000
Total Funds Available	$ 1,900,000	$ 6,400,000	$ 2,000,000	$ 2,000,000	$ 1,200,000	$ 1,090,000	$ 1,180,000	$ 1,270,000	$ 1,360,000	$ 2,700,000
CIP Budget	$ (1,900,000)	$ (6,400,000)	$ (2,000,000)	$ (2,000,000)	$ (1,200,000)	$ (1,000,000)	$ (1,000,000)	$ (1,000,000)	$ (1,000,000)	$ (2,700,000)
Ending Fund Balance	$ -	$ -	$ -	$ -	$ -	$ 90,000	$ 180,000	$ 270,000	$ 360,000	$ -

Program Year	1	2	3	4	5	6	7	8	9	10
Fiscal Year	07/08	08/09	09/10	10/11	11/12	12/13	13/14	14/15	15/16	16/17
134 STREET LIGHTING FUND *										
Starting Fund Balance	$ 1,176,235	$ 1,539,735	$ 2,281,735	$ 3,053,335	$ 3,855,935	$ 4,690,635	$ 5,558,835	$ 6,461,735	$ 7,400,735	$ 8,377,335
Total Revenues	$ 964,000	$ 1,002,500	$ 1,042,500	$ 1,084,300	$ 1,127,700	$ 1,172,900	$ 1,219,800	$ 1,268,600	$ 1,319,400	$ 1,372,100
Transfer to Capital Improvement Fund	$ (350,000)									
Total Funds Available	$ 1,790,235	$ 2,542,235	$ 3,324,235	$ 4,137,635	$ 4,983,635	$ 5,863,535	$ 6,778,635	$ 7,730,335	$ 8,720,135	$ 9,749,435
Operating Expenses	$ (250,500)	$ (260,500)	$ (270,900)	$ (281,700)	$ (293,000)	$ (304,700)	$ (316,900)	$ (329,600)	$ (342,800)	$ (356,500)
Capital Expenses										
CIP Budget	0	0	0	0	0	0	0	0	0	0
Ending Fund Balance	$ 1,539,735	$ 2,281,735	$ 3,053,335	$ 3,855,935	$ 4,690,635	$ 5,558,835	$ 6,461,735	$ 7,400,735	$ 8,377,335	$ 9,392,935

***** Revenues and expenses for the Street Lighting Fund include a 4 percent annual inflationary increase.

TEN YEAR CAPITAL IMPROVEMENT PLAN

Fiscal Year 2007/08 through Fiscal Year 2016/17

Fiscal Year 2007/08			Year One
Capital Improvement Fund			
1	Citywide Existing Storm Drain Video Inspection	$50,000	
2	Alta Laguna Park Play Equipment Replacement	$200,000	1
3	Zimmerman Storm Drain Supplemental Funding	$1,200,000	2
4	Heisler Park Preservation and Restoration	$6,200,000	3
5	Lifeguard Headquarters Supplemental Funding 2	$1,100,000	
6	Circle Way Storm Drain Supplemental Funding 2	$500,000	
7	Upper Park Avenue Storm Drain Construction Phase 1	$400,000	
8	Employee and Lumberyard Lot Slurry and Striping	$60,000	
9	Nyes Place Sidewalk Construction at 375-385 & 364-370	$150,000	
10	City Hall Recreation Building Conversion Design	$100,000	
11	Police Dept. Shooting Range Road Resurfacing	$50,000	
12	Nyes Place at Coast Highway Curb Modification Construction	$70,000	
13	Fire Station #1 Window and Cabinet Replacement	$40,000	
14	South Laguna Sidewalk Study	$20,000	
	Total Cost of 2007/08 Capital Improvement Fund Projects		**$10,140,000**
Gas Tax Fund			
15	FY 2008/09 Streets Rehabilitation Projects Design	$500,000	
16	Oriole/Meadowlark Streets Rehabilitation	$950,000	4
17	Laguna Canyon Frontage Road Rehabilitation	$450,000	
	Total Cost of 2007/08 Gas Tax Fund Projects		**$1,900,000**
	TOTAL OF ALL PROJECTS FOR FISCAL YEAR 2007/08		**$12,040,000**

1 *$130,000 funded by a transfer from the Park-in-Lieu Fund*

2 *$82,000 funded by a transfer from the Drainage Fund*

3 *$5,000,000 funded by Proposition 50 Grant; $350,000 of City Match funded by a transfer from the Street Lighting Fund*

4 *$725,000 funded by a transfer from the Capital Improvement Fund*

TEN YEAR CAPITAL IMPROVEMENT PLAN

Fiscal Year 2007/08 through Fiscal Year 2016/17

Fiscal Year 2008/09			Year Two
Capital Improvement Fund			
1	Third Street Hill Retaining Wall Replacement	$450,000	
2	Thalia Street to Cress Street Alley Rehabilitation	$700,000	
3	Moulton Meadows Park and Alta Laguna Park Rehabilitation	$300,000	
4	Animal Shelter Creek Erosion Protection Construction	$500,000	
5	Lang Park Window Replacement	$100,000	
6	Laguna Canyon Channel Rehabilitation	$900,000	
7	Alta Vista Retaining Wall Replacement Lower Section	$450,000	
8	City Hall Recreation Room Reconfiguration	$1,000,000	
9	City Hall Slope Stabilization	$250,000	
10	Coast Highway at Lagunita Walkway	$150,000	
11	St. Ann's Drive Retaining Wall Replacement	$200,000	
12	Ocean Front Retaining Wall Replacement	$250,000	
13	Cress Street Sidewalk Construction	$150,000	
14	Cypress Drive Curb & Gutter Replacement	$100,000	
15	Beautification of Beach Access Street Ends	$100,000	
16	Animal Shelter Renovation and Office Addition	$300,000	
	Total Cost of 2008/09 Capital Improvement Fund Projects		**$5,900,000**
Gas Tax Fund			
17	Anita to Cress/Temple Ter. to Coast Hwy. Streets Rehabilitation	$1,770,000 [1]	
18	Skyline/Upper Park Ave. Streets Rehabilitation	$3,220,000 [2]	
19	Rembrandt/VanDyke/Diamond/Crestview Streets Rehabilitation	$1,250,000 [3]	
20	Loma Terrace Street Paving	$160,000	
	Total Cost of 2008/09 Gas Tax Fund Projects		**$6,400,000**
	TOTAL OF ALL PROJECTS FOR FISCAL YEAR 2008/09		**$12,300,000**

1 Funded in part by an advance of Gas Tax Funds over three fiscal years

2 Funded in part by an advance of Gas Tax Funds over three fiscal years

3 Funded in part by an advance of Gas Tax Funds over three fiscal years

TEN YEAR CAPITAL IMPROVEMENT PLAN

Fiscal Year 2007/08 through Fiscal Year 2016/17

Fiscal Year 2009/10			Year Three
Capital Improvement Fund			
1	North Laguna Alley Rehabilitation	$1,300,000	
2	South Main Beach Restroom Replacement	$400,000	
3	Citywide Storm Drain Construction	$1,000,000	
4	New Alley Construction Between Chiquita St. and Cajon St.	$150,000	
5	Alta Vista Way Retaining Wall Replacement Upper Section	$1,200,000	
6	Fire Station #3 Gender Accommodations and Locker Renovation	$100,000	
7	Top of the World Area Sidewalk Repairs	$150,000	
8	Hillcrest Drive Sidewalk Construction	$150,000	
9	Glenneyre St., Calliope to Bluebird, Sidewalk Replacement	$250,000	
10	Anita Street Sidewalk Construction	$100,000	
11	Citywide Sidewalk Repairs	$200,000	
	Total Cost of 2009/10 Capital Improvement Fund Projects		**$5,000,000**
Gas Tax Fund			
12	Repayment of Gas Tax Loan 1	$2,000,000 [1]	
	Total Cost of 2009/10 Gas Tax Fund Projects		**$2,000,000**
	TOTAL OF ALL PROJECTS FOR FISCAL YEAR 2009/10		**$7,000,000**

1 Funded by Gas Tax Reveues of $1,110,000 and a transfer of $890,000 from the Capital Improvement Fund

TEN YEAR CAPITAL IMPROVEMENT PLAN

Fiscal Year 2007/08 through Fiscal Year 2016/17

Fiscal Year 2010/11			Year Four
Capital Improvement Fund			
1	Citywide Storm Drain Construction	$1,300,000	
2	Riddle Field Restroom Replacement	$500,000	
3	Lang Park Community Center Roof Replacement	$100,000	
4	City Hall Roof Repairs	$200,000	
5	Citywide Sidewalk Repairs	$200,000	
6	Moss Street Beach Stairs Replacement	$350,000	
7	Thalia Street Stairs Replacement	$350,000	
8	Laguna Canyon Road Sidewalk From Act V to Art College	$300,000	
9	Oak Street Beach Stairs Replacement	$350,000	
10	Beautification of Beach Access Street End	$100,000	
11	5th Avenue Nuisance Water Diversion Upgrade	$200,000	
12	Park Ave/Third St. Cross Gutter Rehabilitation	$50,000	
13	Broadway Landscaping and Fencing Improvements	$570,000 [1]	
14	Fire Station #2 Apparatus Bay Extension	$250,000	
15	Fire Station #2 Exterior Siding and Stucco Repairs	$50,000	
16	Glenneyre Parking Structure Vacancy Display	$100,000	
	Total Cost of 2010/11 Capital Improvement Fund Projects		**$4,970,000**
Gas Tax Fund			
17	Repayment of Gas Tax Loan 2	$2,000,000 [2]	
	Total Cost of 2010/11 Gas Tax Fund Projects		**$2,000,000**
	TOTAL OF ALL PROJECTS FOR FISCAL YEAR 2010/11		**$6,970,000**

1 $420,000 funded by a grant from TEA

2 Funded by Gas Tax Reveues of $1,080,000 and a transfer of $920,000 from the Capital Improvement Fund

TEN YEAR CAPITAL IMPROVEMENT PLAN

Fiscal Year 2007/08 through Fiscal Year 2016/17

Fiscal Year 2011/12			Year Five
Capital Improvement Fund			
1	Citywide Storm Drain Construction	$2,500,000	
2	Catalina and El Camino Del Mar Median Construction	$250,000	
3	Citywide Sidewalk Repairs	$200,000	
4	Coast Highway Sidewalk Construction South of Three Arch Bay	$500,000	
5	Lang Park Pathway Replacement	$50,000	
6	Old Top of the World Park Rehabilitation	$250,000	
7	Bluebird Park Gate and Fence Replacement on Cress Street	$100,000	
8	Main Beach Bench Replacement	$100,000	
9	High School Tennis Court Lights Renovation	$100,000	
10	High School Tennis Court Additional Lighting Installation	$100,000	
11	Crescent Bay Beach Ramp Extension	$200,000	
12	Dumond Drive Beach Ramp Extension	$350,000	
13	Laguna Canyon Road Median Rehabilitation and Relandscaping	$750,000	
	Total Cost of 2011/12 Capital Improvement Fund Projects		**$5,450,000**
Gas Tax Fund			
14	Repayment of Gas Tax Loan 3	$1,200,000 [1]	
	Total Cost of 2011/12 Gas Tax Fund Projects		**$1,200,000**
	TOTAL OF ALL PROJECTS FOR FISCAL YEAR 2011/12		**$6,650,000**

1 Funded by Gas Tax Reveues of $1,065,000 and a transfer of $135,000 from the Capital Improvement Fund

TEN YEAR CAPITAL IMPROVEMENT PLAN

Fiscal Year 2007/08 through Fiscal Year 2016/17

Fiscal Year 2012/13			Year Six
Capital Improvement Fund			
1	Citywide Storm Drain Construction	$1,500,000	
2	City Building Facilities Funds Accural Year 1	$1,500,000	
3	Coast Highway/Solana Way Sidewalk Construction	$600,000	
4	Coast Highway/Alta Vista Sidewalk Construction	$600,000	
5	Coast Highway/Arch Street Sidewalk Construction	$50,000	
6	Coast Highway/Moss Street Sidewalk Construction	$700,000	
7	Hinkle Place/Coast Highway Intersection Improvement	$300,000	
8	Coast Highway Intersections Rehabilitation	$200,000	
9	Beautification of Beach Access Street End	$100,000	
10	Animal Shelter Radiant Heat Replacement	$150,000	
11	Crescent Bay Rest Room Lattice and Trash Enclosure Construction	$50,000	
	Total Cost of 2012/13 Capital Improvement Fund Projects		**$5,750,000**
Gas Tax Fund			
12	FY 2012/13 Slurry Seal and Street Rehabilitation	$1,000,000	
	Total Cost of 2012/13 Gas Tax Fund Projects		**$1,000,000**
	TOTAL OF ALL PROJECTS FOR FISCAL YEAR 2012/13		**$6,750,000**

TEN YEAR CAPITAL IMPROVEMENT PLAN

Fiscal Year 2007/08 through Fiscal Year 2016/17

Fiscal Year 2013/14			Year Seven
Capital Improvement Fund			
1	Citywide Storm Drain Construction	$1,500,000	
2	City Building Facilities Funds Accural Year 2	$2,000,000	
3	Anita Street Beach Stairs Replacement	$350,000	
4	Shaw's Cove Stairs Replacement	$350,000	
5	Sleepy Hollow Retaining Wall Replacement	$200,000	
6	Sleepy Hollow Lane Nuisance Water Diversion	$300,000	
7	Sleepy Hollow Beach Stairs Replacement	$350,000	
8	Victoria Drive Beach Stairs Replacement	$350,000	
9	Fisherman's Cove Stairs Replacement	$350,000	
	Total Cost of 2013/14 Capital Improvement Fund Projects		**$5,750,000**
Gas Tax Fund			
10	FY 2013/14 Slurry Seal and Street Rehabilitation	$1,000,000	
	Total Cost of 2013/14 Gas Tax Fund Projects		**$1,000,000**
	TOTAL OF ALL PROJECTS FOR FISCAL YEAR 2013/14		**$6,750,000**

TEN YEAR CAPITAL IMPROVEMENT PLAN

Fiscal Year 2007/08 through Fiscal Year 2016/17

Fiscal Year 2014/15			Year Eight
Capital Improvement Fund			
1	Coast Highway,10th Avenue to South City Limits, Median Construction	$1,000,000	
2	City Building Facilities Funds Accural Year 3	$1,500,000	
3	Citywide Storm Drain Construction	$1,800,000	
4	Hillcrest Drive Drainage Improvements	$150,000	
5	Hillcrest Drive Curb Construction	$50,000	
6	585 Glenneyre Intersection Improvements	$50,000	
7	Laguna Canyon Road Sidewalk Construction	$500,000	
8	Terry/Ashton Pedestrian Access	$250,000	
9	Beautification of Beach Access Street Ends	$100,000	
10	Monterey Street Access Ramp Construction	$200,000	
	Total Cost of 2014/15 Capital Improvement Fund Projects		**$5,600,000**
Gas Tax Fund			
11	FY 2014/15 Slurry Seal and Street Rehabilitation	$1,000,000	
	Total Cost of 2014/15 Gas Tax Fund Projects		**$1,000,000**
	TOTAL OF ALL PROJECTS FOR FISCAL YEAR 2014/15		**$6,600,000**

TEN YEAR CAPITAL IMPROVEMENT PLAN

Fiscal Year 2007/08 through Fiscal Year 2016/17

Fiscal Year 2015/16			Year Nine
Capital Improvement Fund			
1	Citywide Storm Drain Construction	$2,500,000	
2	El Toro Road/Canyon Hills Median Improvements	$150,000	
3	El Toro Road Traffic Signal Interconnect	$200,000	
4	Mermaid Street Reconstruction at 367,377,385,and 393	$200,000	
5	Mermaid Street Retaining Wall Replacement	$200,000	
6	City Wide Pedestrian Countdown Timers on Ten Traffic Signals	$50,000	
7	Ocean Avenue Drinking Fountains	$50,000	
8	Del Mar Sidewalk Construction	$500,000	
9	Monterey Drive Sidewalk Construction	$300,000	
10	Terry/Rounsevel Drainage Improvements	$600,000	
11	Thurston Park Rehabilitation	$200,000	
12	Crestview Drive Vehicle Turn-Around Construction	$300,000	
13	285 Agate Street Fire Station 2 Water Quality Run-off Construction	$100,000	
14	2900 Alta Laguna Blvd. Fire Station 3 Water Quality Run-off Construction	$100,000	
15	ADA Transition Plan Update	$50,000	
	Total Cost of 2015/16 Capital Improvement Fund Projects		**$5,500,000**
Gas Tax Fund			
16	FY 2015/16 Slurry Seal and Street Rehabilitation	$1,000,000	
	Total Cost of 2015/16 Gas Tax Fund Projects		**$1,000,000**
	TOTAL OF ALL PROJECTS FOR FISCAL YEAR 2015/16		**$6,500,000**

TEN YEAR CAPITAL IMPROVEMENT PLAN

Fiscal Year 2007/08 through Fiscal Year 2016/17

Fiscal Year 2016/17			Year Ten
Capital Improvement Fund			
1	Citywide Storm Drain Construction	$3,000,000	
2	Miramar Street Stairs Construction	$150,000	
3	Coast Highway South of Moss Point Sidewalk Construction	$350,000	
4	Cliff Drive Crossgutter Construction	$50,000	
5	Aster Street Sidewalk Construction	$100,000	
6	Cliff Drive/Acacia Intersection Improvements	$50,000	
7	Myrtle Street and Cliff Drive Intersection Improvements	$100,000	
8	Coast Highway at Catalina and West Median Construction	$100,000	
9	Laguna Avenue Creation of Additional Parking	$100,000	
10	Crestview Place to Ruby Place Emergency Access Stair Construction	$200,000	
	Total Cost of 2016/17 Capital Improvement Fund Projects		**$4,200,000**
Gas Tax Fund			
11	FY 2016/17 Slurry Seal and Street Rehabilitation	$2,000,000	
12	Bluebird Canyon Drive Retaining Wall Construction	$700,000	
	Total Cost of 2016/17 Gas Tax Fund Projects		**$2,700,000**
	TOTAL OF ALL PROJECTS FOR FISCAL YEAR 2016/17		**$6,900,000**

Capital Improvements Not Included In the Ten-Year Plan

Project Name	Number	Projected Cost[1] of Project
10th Avenue Storm Drain Construction	121	$300,000
11th Avenue Storm Drain Construction	122	$150,000
31300 Block of Coast Highway Storm Drain Construction	167	$200,000
4th Avenue Property Acquisition for a Parking Structure	127	$5,000,000
8th Avenue Storm Drain Construction	119	$300,000
Anita Street Storm Drain Construction	56	$200,000
Arch Beach Heights Storm Drain Replacement	117	$2,000,000
Arch Street Storm Drain Construction	91	$400,000
Arroyo Drive Storm Drain Construction	165	$100,000
Aster Street Storm Drain Construction	162	$550,000
Balboa Avenue Drainage Improvements	281	$400,000
Barranca Street Storm Drain Construction	164	$200,000
Bayview Place to Park Avenue Storm Drain Construction	282	$700,000
Bluebird Creek Nature Trail Construction	185	$300,000
Broadway/Festival of Arts Storm Drain Construction	85	$300,000
Cajon Street/Alley Storm Drain Construction	93	$200,000
Calliope Street Storm Drain Construction	86	$100,000
Canyon View Drive/Buena Vista Way Drainage Construction	183	$650,000
Cardinal Way Storm Drain Construction	166	$300,000
Catalina Avenue Storm Drain Construction	169	$250,000
Cedar Way Right of Way Survey	235	$50,000
City Wide Traffic Signal Pre-emption	271	$500,000

1. Projected Cost of Project in 2006 Dollars

Capital Improvements Not Included In the Ten-Year Plan

Project Name	Number	Projected Cost[1] of Project
Cliff Drive Strand Stairs to Fisherman's Cove Construction	70	$300,000
Coast Highway to Aliso Creek Storm Drain Construction	168	$250,000
Coast View, Temple Hills and Wendt Terrace Storm Drain Construction	161	$150,000
Cortez/Baja to Crestview Storm Drain Construction	337	$400,000
Cress Street Storm Drain Construction	37	$200,000
El Toro Road Sidewalk Construction	132	$250,000
Fire Station #1 Meeting Room Remodel	356	$15,000
Fire Station #3 Room Addition	355	$50,000
Glenneyre Street Channel Replacement	151	$100,000
Hillcrest Drive / Emerald Bay Storm Drain Construction	148	$200,000
Holly/Brooks Storm Drain Construction	116	$700,000
Irvine Bowl Tennis Court Relocation	236	$300,000
Jasmine Street Storm Drain Construction	154	$400,000
Laguna Canyon Channel Urban Runoff Recycling Facility Project Report	128	$50,000
Laguna Canyon Creek Restoration	250	$2,000,000
Laguna Canyon Road Undergrounding of Utilities	89	$15,000,000
Madison Place Road Widening Construction	352	$45,000
Main Beach South Ramp Construction	108	$200,000
Moss Street Storm Drain Construction	157	$200,000
Mountain Road Storm Drain Construction	57	$200,000
Myrtle Street Storm Drain Construction	163	$250,000
Mystic Hills/Coral Drive Storm Drain Construction	73	$500,000

1. Projected Cost of Project in 2006 Dollars

Capital Improvements Not Included In the Ten-Year Plan

Project Name	Number	Projected Cost[1] of Project
Nyes Place Truck Escape Ramp Construction	265	$400,000
Oak Street Storm Drain Construction	35	$200,000
Ocean View Street Storm Drain Construction	158	$100,000
Pinecrest Drive Storm Drain Construction	150	$150,000
Rimrock/Bluebird Storm Drain Replacement	58	$300,000
San Remo Drive/Donna Drive Storm Drain Construction	72	$300,000
Santa Cruz Street Storm Drain Construction	160	$150,000
Scenic Drive Storm Drain Construction	171	$400,000
Seismic Survey of All City Facilities	353	$100,000
Shaw's Cove Shower Facility Construction	188	$50,000
Solana Way/South Coast Hwy. Storm Drain Construction	84	$150,000
Summit Drive Storm Drain Construction	334	$700,000
Sunset Avenue Storm Drain Construction	170	$300,000
Tahiti Drive Storm Drain Replacement	335	$100,000
Temple Hills Drive Storm Drain Construction	280	$100,000
Temple Hills Pedestrian Path Phase 2	241	$2,500,000
Top of The World Storm Drain Replacement	41	$250,000
Upper Anita Street Storm Drain Construction	159	$300,000
Upper Cress Street Storm Drain Construction	156	$200,000
Upper High Drive Storm Drain Construction	212	$100,000
Upper Oak Street Storm Drain Construction	155	$300,000
Upper Park Avenue Storm Drain Construction Phase 2	81	$1,500,000

1. Projected Cost of Project in 2006 Dollars

Capital Improvements Not Included In the Ten-Year Plan

Project Name	Number	Projected Cost[1] of Project
Victoria Beach Street Light Replacement	198	$300,000
Village Entrance Improvements	190	$20,000,000
Wave Street Storm Drain Construction	153	$250,000
Wesley Drive and Lang Park Storm Drain Construction	114	$250,000
Wesley Drive/Marilyn Drive Storm Drain Construction	111	$200,000
Y Place Storm Drain Construction	99	$150,000
72 Capital Improvements Not Included in the Ten-Year Plan Totaling		**$64,710,000**

1. Projected Cost of Project in 2006 Dollars

CAPITAL IMPROVEMENT PROGRAM – WATER QUALITY DEPARTMENT

Introduction

The City's Capital Improvement Program for the Water Quality Department includes major projects to replace or construct portions of the City's wastewater system.

The following schedules are included on the pages that follow:

1. *"Wastewater Fund Ten Year Capital Improvement Plan"* (pages 207-209). This schedule summarizes all capital improvement projects budgeted for Fiscal Year 2007/08.

2. *"10 Year Wastewater Fund Financial Plan"* (page 210). This is a one-page summary of Wastewater Fund revenue and budget projections for the next ten years.

Page left blank intentionally

PROPOSED TEN-YEAR
SEWER SYSTEM CAPITAL IMPROVEMENT PLAN
Fiscal Year 2007/08 through Fiscal Year 2016/17

Fiscal Year 2007/08			
1	Variable Frequency Drive Replacements Bluebird SOCWA LS No. 26	$	100,000
2	Variable Frequency Drive Replacements Laguna SOCWA LS No. 25	$	100,000
3	Rockledge Lift Station and Force Main Replace + Elect Upgrades	$	100,000
4	Design Rockledge Sewer Main Replacement	$	110,000
5	Laguna SOCWA Odor Control Systems	$	400,000
6	SOCWA Treatment Plant Improvements	$	700,000
	Total Cost -	**$**	**1,510,000**
Fiscal Year 2008/09			
7	Design Third Street/Loma Terrace sewer realignment	$	100,000
8	Reconstruct NCI Out of Aliso Creek	$	730,000
9	Rockledge Sewer Main Replacement	$	1,000,000
10	Install Manholes over FRP Gravity Sections of NCI	$	370,000
11	Improve Access to Bluebird SOCWA #26 Lift Station	$	70,000
12	SOCWA Treatment Plant Improvements	$	315,000
	Total Cost -	**$**	**2,585,000**
Fiscal Year 2009/10			
13	Sewer Line video inspection and report	$	120,000
14	Reconstruct Third Street/Loma Terrace sewer pipe	$	725,000
15	Village Entrance Force Main Realignment at Laguna SOCWA	$	410,000
16	Replace pumps/motors Laguna SOCWA #25 Lift Station	$	225,000
17	Replace pumps/motors Bluebird SOCWA #26 Lift Station	$	350,000
18	SOCWA Lift Station Control & Alarm System Upgrades	$	100,000
19	SOCWA Treatment Plant Improvements	$	510,000
	Total Cost -	**$**	**2,440,000**
Fiscal Year 2010/11			
20	Install bypass pumping tees on various lift stations	$	80,000
21	SOCWA Treatment Plant Improvements	$	235,000
	Total Cost -	**$**	**315,000**

PROPOSED TEN-YEAR
SEWER SYSTEM CAPITAL IMPROVEMENT PLAN
Fiscal Year 2007/08 through Fiscal Year 2016/17

Fiscal Year 2011/12			
22	McKnight Lift Station Control Panel + Elect Upgd	$	100,000
23	SOCWA Lift Station Improvements	$	200,000
24	SOCWA Treatment Plant Improvements	$	685,000
	Total Cost -	**$**	**985,000**
Fiscal Year 2012/13			
25	SOCWA Treatment Plant Improvements	$	2,735,000
	Total Cost -	**$**	**2,735,000**
Fiscal Year 2013/14			
26	Pearl Street Lift Station Generator, Electrical Panel + Upgrade	$	210,000
27	Santa Cruz Street Lift Station Generator, Electrical Panel + Upgrade	$	195,000
28	SOCWA Lift Station Upgrades	$	125,000
29	SOCWA Treatment Plant Improvements	$	1,830,000
	Total Cost -	**$**	**2,360,000**
Fiscal Year 2014/15			
30	Sewer Main Reparis and Manhole Rehab	$	190,000
31	Lift Station Force Main Replacement at Victoria II Lift Station	$	100,000
32	SOCWA Lift Station Upgrades	$	200,000
33	SOCWA Treatment Plant Improvements	$	1,225,000
	Total Cost -	**$**	**1,715,000**
Fiscal Year 2015/16			
34	Repairs to Gravity Sewer Mains	$	100,000
35	Rehab Lift Station Wet Wells	$	175,000
36	SOCWA Lift Station Upgrades	$	175,000
37	SOCWA Treatment Plant Improvements	$	1,190,000
	Total Cost -	**$**	**1,640,000**
Fiscal Year 2016/17			
38	Repairs to Gravity Sewer Mains	$	200,000
39	Rehab Lift Station Wet Wells	$	200,000
40	SOCWA Lift Station Upgrades	$	200,000
41	SOCWA Treatment Plant Improvements (estimated)	$	600,000
	Total Cost -	**$**	**1,200,000**
	Grand Total	**$**	**17,485,000**

PROPOSED TEN-YEAR
SEWER SYSTEM CAPITAL IMPROVEMENT PLAN
Fiscal Year 2007/08 through Fiscal Year 2016/17

Unfunded Projects List

A.	Design parallel force main for Bluebird SOCWA NCI line (FY '06-'07)	$	540,000
B.	Construct parallel force main - Bluebird SOCWA NCI line (FY '09-'10)	$	5,400,000
C.	Design parallel force main for Laguna SOCWA NCI line (FY '07-'08)	$	320,000
D.	Construct parallel NCI force main from Laguna to Bluebird (FY '11-'12)	$	3,900,000
E.	Design parallel force main for Laguna SOCWA NCI line	$	367,000
F.	Design parallel NCI force main - Bluebird to Aliso Creek (FY '07-'08)	$	270,000
G.	Rehabilitate NCI manholes	$	470,000
H.	Increase wet well retention time at Bluebird SOCWA #26 Lift Station	$	758,000
I.	Increase wet well retention time at Laguna SOCWA #25 Lift Station	$	380,000
J.	Wet well rehabilitation at various stations	$	310,000
K.	Increase wet well retention time at Laguna SOCWA #25 Lift Station	$	380,000
L.	Increase wet well retention time at Main Beach #11, Nyes Pl #24 Lift Station, McKnight #16 and Bluebird Canyon #6	$	270,000
M.	Abandon Santa Cruz Lift Station #18 replace with gravity line	$	120,000
N.	Abandon Bernard Ct. Lift Station #19 replace with gravity line	$	260,000
O.	Abandon Arch Beach Heights Lift Station #22 replace with gravity line	$	340,000
P.	Laguna SOCWA NCI force main rehab.	$	1,309,000
Q.	Bluebird SOCWA NCI force main rehab.	$	2,325,000
R.	Victoria I Lift Station Reconstruction	$	1,750,000
S.	Victoria II Lift Station Reconstruction	$	1,500,000
T.	Rockledge Lift Station Reconstruction	$	1,500,000
U.	Millers Lift Station Reconstruction	$	1,750,000
V.	Brooks Lift Station Reconstruction	$	1,500,000
W.	Boat Canyon Lift Station Reconstruction	$	1,500,000
X.	Pearl Street Lift Station Reconstruction	$	1,500,000
Y.	Bluebird Lift Station Reconstruction	$	1,500,000
Z.	Anita Lift Station Reconstruction	$	1,500,000
AA.	McKnight Drive Lift Station Reconstruction	$	1,500,000
BB.	Irvine Lift Station Reconstruction	$	2,000,000
CC.	Santa Cruz Lift Station Reconstruction	$	1,500,000
DD.	Bernard Court Lift Station Reconstruction	$	1,500,000
EE.	Bonn Lift Station Reconstruction	$	1,500,000
	TOTAL UNFUNDED CAPITAL PROJECTS	**$**	**39,719,000**

10-YEAR SEWER FUND FINANCIAL PLAN for FY 2007 - 2008 CIP

(Figures in $1,000s)

	Year 1 FY 2007/08	Year 2 FY 2008/09	Year 3 FY 2009/10	Year 4 FY 2010/11	Year 5 FY 2011/12	Year 6 FY 2012/13	Year 7 FY 2013/14	Year 8 FY 2014/15	Year 9 FY 2015/16	Year 10 FY 2016/17
Available Beginning Fund Balance w/ Carryovers:	**478**	**31**	**2,008**	**115**	**374**	**2,775**	**1,492**	**592**	**424**	**367**
Revenues:										
Sewer Service Charges	5,410	5,600	5,800	6,010	6,230	6,450	6,680	6,920	7,170	7,430
Rate Increases (1)	3.5%	3.5%	3.5%	3.5%	3.5%	***3.5%***	***3.5%***	***3.5%***	***3.5%***	***3.5%***
Residential Rates Monthly Dollars	37.49	38.80	40.16	41.57	43.02	44.53	46.08	47.70	49.37	51.09
Sewer Connection Charges	155	155	155	155	155	155	155	155	155	155
Low Interest Loan (2)	0	4,000	0	0	0	0	0	0	0	0
Federal Grant Funds	0	0	0	0	0	0	0	0	0	0
Emerald Bay Reimbursement	48	48	60	15	23	15	20	23	22	23
Total Estimated Revenue	**5,613**	**9,803**	**6,015**	**6,180**	**6,408**	**6,620**	**6,855**	**7,098**	**7,347**	**7,608**
Expenses:										
Total Operating Expenses	3,686	3,772	3,904	4,041	4,182	4,328	4,480	4,637	4,799	4,967
Inflation Adjustment	3.5%	3.5%	3.5%	3.5%	3.5%	3.5%	3.5%	3.5%	3.5%	3.5%
Debt Service:										
Debt Service SOCWA	600	296								
Debt Service for City System (3)	480	480	480	480	480	480	480	480	480	480
Debt Service (2)	0	143	285	285	285	285	285	285	285	285
Total Debt Service	1,080	919	765	765	765	765	765	765	765	765
Capital:										
Sewer System Improvement Projects	210	1,470	845	80	100	0	405	290	275	400
NCI includes SOCWA stations	600	800	1,085	0	200	0	125	200	175	200
SOCWA Treatment Plant	700	315	510	235	685	2,735	1,830	1,225	1,190	600
Total Capital Improvement Expenses	$1,510	$2,585	$2,440	$315	$985	$2,735	$2,360	$1,715	$1,640	$1,200
Total Budgeted Expenses	**6,276**	**7,276**	**7,109**	**5,121**	**5,932**	**7,828**	**7,605**	**7,117**	**7,204**	**6,932**
Revenues - Expenses	**(663)**	**2,527**	**(1,094)**	**1,059**	**476**	**(1,208)**	**(750)**	**(18)**	**143**	**676**
Reimbursements - SOCWA CIP's (4)	216									
Annual NCI Improvement Reserve	0	(50)	(50)	(50)	(75)	(75)	(150)	(150)	(200)	(200)
Annual SOCWA Improvement Reserve (5)	0	(500)	(750)	(750)	2,000	0	0	0	0	0
Available Ending Fund Balance	**31**	**2,008**	**115**	**374**	**2,775**	**1,492**	**592**	**424**	**367**	**843**
Total SOCWA Improvement Reserve Fund	0	500	1,250	2,000	0	0	0	0	0	0
Total NCI Improvement Reserve Fund	0	50	100	150	225	300	450	600	800	1,000

(1) Annual Inflationary adjustment Authorized for FY '03-'04 to FY '11-'12 - Adjustments in future years must be approved.
(2) Low Interest Loan & associated debt service estimated for $4M loan acquired FY '08-'09 over 20 years at (approximately) 3.75% incl. fees
(3) CA Infrastructure Bank Loan Total $7M as of FY '05-'06 @ 2.73% + 0.3% Fees: Payments began 8/2005 for a 19-year period.
(4) For FY '06-'07 $216,000 SOCWA CIP reimbursement for construction of treatment plant improvements as of October 2006.
(5) For FY '11-'12 an amount of $2 M is carried into the Annual SOCWA Improvement Reserve to set the fund balance to support SOCWA's 10-Yr CIP for FY '12-'13